

**BOARD OF THE METROPOLITAN SEWERAGE DISTRICT
JANUARY 20, 2016**

1. Call to Order and Roll Call:

The regular monthly meeting of the Metropolitan Sewerage District Board was held in the Boardroom of MSD's Administration Building at 2 pm Wednesday, January 20, 2016. Chairman VeHaun presided with the following members present: Ashley, Belcher, Bryson, Collins, Creighton, Frost, Kelly, Manheimer, Pelly, Root and Wisler.

Others present were: Thomas E. Hartye, General Manager, William Clarke, General Counsel, Forrest Westall with McGill Associates, PA, Virginia Daffron with Mountain Express, Ed Bradford, Scott Powell, Matthew Walter, Mike Stamey, Ken Stines, Jim Hemphill, and Sondra Honeycutt.

Mr. VeHaun welcomed new Board Member Don Collins representing the Town of Black Mountain, replacing Bob Watts.

2. Inquiry as to Conflict of Interest:

Mr. VeHaun asked if there were any conflicts of interest with the agenda items. No conflicts were reported.

3. Approval of Minutes of the December 18, 2015 Board Minutes:

Mr. VeHaun asked if there were any changes to the Minutes of the December 16, 2015 Board Meeting. Ms. Frost moved for approval of the minutes as presented. Mr. Pelly seconded the motion. Voice vote in favor of the motion was unanimous.

4. Discussion and Adjustment of Agenda:

None

5. Informal Discussion and Public Comment:

Mr. VeHaun welcomed Ms. Virginia Daffron with Mountain Express. There was no public comment.

6. Report of General Manager:

Mr. Hartye asked Mr. Collins to come forward. Chairman VeHaun presented Mr. Collins with the traditional manhole puller given to all new Board Members.

Mr. Hartye reported on the following Accomplishments for Fiscal Year 2015:

The Engineering Division administered a Capital Improvement Program budget of \$22.8 million with in-house personnel. Both Engineering and IT migrated a new web-based paperless permitting system for Planning and Development to provide for better efficiency and customer service; actively managed 112 projects/line items within the capital program including design, right of way and construction, which is updated on the MSD web site so the public can see these projects and where they stand; rehabilitated 46,729 LF of collection system lines during FY15; completed the Facilities Plan Update Project, and the Planning and Development Statistics were very broad and upbeat for FY13 through FY15.

The System Services Maintenance Division achieved an average response time of 33 minutes to customer service requests during regular working hours as well as an average response time of 42 minutes after hours; cleaned 728,521 LF of mainline with in-house crews, and completed CCTV inspection of 329,602 LF of pipeline.

The Construction Division inspected 11 Capital Improvement Projects, 27 private development sewer extensions, and 10 service connections made by contractors. The In-house Construction Group has rehabilitated 20,073 LF of pipeline through dig and replace and trenchless construction methods. In addition they completed 542 emergency and scheduled construction repairs. Mr. Hartye presented slides showing in-house crews repairing broken lines and piers at river crossings in both the Biltmore and Hominy Creek area. Mr. Stines stated the Biltmore crossing is located behind the railroad yard. Mr. Hartye also presented slides showing washed out areas alongside the river banks and how they were removed by MSD crews.

The Information Technology Division improved configuration and usage of City Works software; implemented Freelance Mobile for City Works on iPads for offsite field operations; configuration and installation of 11 new SCADA PCs/servers and a new emissions monitoring PC for the Thermal Converter building, and rolled out over 10+ laptop replacements/installations for MSD users.

The Finance Division received the GFOA "Excellence in Financial Reporting" award for the Comprehensive Annual Financial Report (CAFR) for FY ending June 30, 2014, and received the GFOA "Distinguished Budget" award for the Budget Document prepared for FY ending June 30, 2015.

The Wastewater Treatment and Maintenance Division received the National Association of Clean Water Agencies (NACWA) "Gold Peak" Performance Award for the fourteenth consecutive year acknowledging Treatment Plant Compliance. The Wastewater Division was awarded the 2015 NC AWWA-WEA Operations and Maintenance Excellence Award. Mr. Hartye reported the Treatment Plant was in full compliance with the NPDES Permit for effluent discharge, WNC Permit for air quality monitoring and discharge, and Residual Management Program for handling of biosolids. In addition, replaced twenty (20) failed RBC's with salvaged units from West Virginia; saving \$5.6 million over new units. He credited Peter Weed for championing this effort. Mr. Hartye further reported the Field Operations Section inspected all Significant Industrial Users (19 SIU's) with monitoring of effluent discharge, and with announced and unannounced visits for permit compliance. In addition they inspected 937 different food service establishments for compliance with the MSD Grease Program and ordinance, and completed 292 follow-up visits.

Human Resources completed the Wage & Salary Survey; Rewrote the Employee Handbook; Changed Pharmacy Benefits Manager (PBM) vendor for prescription drugs; reducing costs by over 20%.

Environmental Health & Safety continued to work with crews in developing practical techniques to improve trench and end wall safety and fall protection systems as well as coordinated employee and management activities to maintain ISO 14001 certification. With no questions, Mr. Hartye continued with his regular report.

Mr. Hartye reported MSD received the Distinguished Budget Presentation Award from the Government Finance Officers Association (GFOA). He expressed his appreciation to Scott Powell and Teresa Gilbert for their efforts.

Mr. Hartye reported a call was received from Charlene Noblett of Maple Drive expressing her appreciation for Wayne Rice and Furman Dean for their kindness and assistance.

Mr. Hartye reported the January ROW Committee meeting has been cancelled. The next meeting will be held at 9 am on February 24th. The next regular Board Meeting will be held on February 17th at 2pm. An appreciation lunch will be held for Bob Watts

at 1:15pm before the Board Meeting. A potential Finance Committee Meeting may be held to discuss refunding opportunities.

7. Consolidated Motion Agenda:

a. Consideration of Annual Meeting Dates – 2016:

Mr. Hartye presented a copy of the Annual Meeting Dates for 2016. He stated a correction was made in the date of the April meeting, which was changed from the 30th to the 20th.

b. Consideration of Budget Calendar FY2016-2017:

Mr. Hartye presented the District's proposed Budget Calendar for FY2016-2017. The Personnel Committee will meet on April 26th at 9 am to consider Cost of Living and Merit pay and Benefit Allocations. The CIP Committee meeting will meet on April 28th at 8:30 am to consider an update of the Ten-Year Capital Improvement Program; Update Construction Program Financing and the 2016-2017 Construction Fund Budget. The Finance Committee will meet May 5th at 9am to consider the Nine Month Revenue/Expenditure Report; Self-Funded Medical & Dental Program; Proposed FY17 Construction Fund Budget and Proposed FY17 Operating Budget and Sewer Rates. The Board Meeting is scheduled for May 18th at 2pm to consider the Preliminary FY17 Budget and Sewer Rates.

c. Consideration of Bids – Sanitary Sewer Rehabilitation – Shadowlawn Drive Phase 2:

Mr. Hartye reported this project is located in West Asheville in the area across from the NCDMV and the Goodwill Store on Patton Avenue. The project consists of 3,085 LF of 8-inch DIP due to SSO's and on-going maintenance problems. The contract was advertised and five bids were received on December 3, 2015 with bids ranging from \$460,000 to \$801,000. The bid bonds submitted with the two lowest bids were not in compliance with North Carolina law. MSD rejected all of the bids and solicited bids informally. In response MSD received two proposals on Monday, January 4, 2016 from Terry Brothers Construction Co. for \$498,426.00 and Davis Grading Inc. for \$436,798.00. Davis Grading Inc. is the apparent low bidder with a bid of \$436,798.00 which is \$23,574 lower than the lowest bid at the previous bid opening. The FY 15-16 Construction Budget for this project is \$710,000. Staff recommends award of the contract to Davis Grading, Inc. in the amount of \$436,798, subject to review and approval by District Counsel. Mr. Root asked Mr. Clarke to explain what a bid bond is. Mr. Clarke stated that when the estimated cost of a project is more than \$500,000 the District is required to advertise the project. Proposals from contractors bidding on the project must be accompanied by 5% of the bid. The condition of the deposit, the bid bond, or other security, must be that the contractor will forfeit 5% of the amount of the bid if the District awards the project to the contractor and he fails to enter into a contract with the District. MSD cannot consider a proposal if it is not accompanied by bid security in accordance with North Carolina law. MSD's standard bid bond includes the 5% language/. In this case, the two lowest bids at the initial bid opening were accompanied by bid bonds which obligated the contractor to pay MSD the difference between the contractor's bid and the next lowest bid, so the bids could not be considered. Ms. Wisler asked if this happens often. Mr. Hartye said no, but there have been situations where a contractor who was the lowest bidder on a project asked to withdraw the bid without forfeiting its bid bond, and the Board has allowed that. Mr. Bradford stated when MSD gets new contractors it tries to educate them on this process and that bid bonds are not required for projects under \$500,000.

d. Consideration of Developer Constructed Sewer Systems: Waynesville Avenue and Ventana Phase 1:

Mr. Hartye reported the Waynesville Avenue project is located inside the District boundary off Waynesville Avenue in the City of Asheville. The project included extending approximately 313 linear feet of 8-inch public gravity sewer to serve the nine (9) unit residential development.

Mr. Hartye reported the Ventana Phase 1 project is located inside the District boundary off Versant Drive in the Town of Woodfin. The project included extending approximately 4,975 linear feet of 8-inch public gravity sewer to serve the thirty-six (36) unit residential development.

Staff recommends acceptance of the aforementioned developer constructed sewer systems. All MSD requirements have been met.

e. Cash Commitment/Investment Report – Month Ended November 30, 2015:

Mr. Powell reported Page 29 presents the makeup of the District's Investment Portfolio. There has been no change in the makeup of the portfolio from the prior month. Page 30 is the MSD Investment Manager report as of the month of November. The weighted average maturity of the investment portfolio is 188 days. The yield to maturity is 76% and is exceeding bench marks of the 6-month T-Bill and NCCMT portfolio. Page 31 is the MSD Analysis of Cash Receipts. YTD Domestic & Industrial sewer revenues are considered reasonable based on timing of cash receipts in their respective fiscal periods. YTD Facility and Tap fees are considered reasonable based on timing of cash receipts in their respective fiscal periods. Page 32 is the MSD Analysis of Expenditures. O&M, Debt Service, and Capital Projects expenditures are considered reasonable based on historical trends and timing of capital projects. Page 33 is the MSD Variable Debt Service report. The 2008A Series is performing better than budgeted expectations. As of the end of December the issue has saved District ratepayers approximately \$4.3 million dollars in debt service since April of 2008.

With no discussion, Mr. Pelly moved for approval of the Consolidated Motion Agenda as presented. Ms. Frost seconded the motion. Roll Call vote was as follows: 12 Ayes; 0 Nays.

8. Old Business:

None

9. New Business:

With regard to the Shadowlawn project, Mr. Kelly asked how the Construction Budget of \$710,000.00 was determined. Mr. Bradford stated when we prepare the annual CIP budget we go back over the previous year bids to keep pricing up to date. On this project staff was concerned about wetland areas. Mr. Kelly asked if this works out to applying some per linear foot cost. Mr. Bradford stated most projects cost around \$250 per foot, but varies depending on the project's complexity.

10. Adjournment:

With no further business, Mr. VeHaun called for adjournment at 2:30 pm.

<h1 style="margin: 0;">MSD</h1> <h2 style="margin: 0;">Regular Board Meeting</h2>

Metropolitan Sewerage District
of Buncombe County, NC

AGENDA FOR 1/20/16

✓	Agenda Item	Presenter	Time	
	Call to Order and Roll Call	VeHaun	2:00	
	01. Inquiry as to Conflict of Interest	VeHaun	2:05	
	02. Approval of Minutes of the December 16, 2015 Board Meeting.	VeHaun	2:10	
	03. Discussion and Adjustment of Agenda.	VeHaun	2:15	
	04. Informal Discussion and Public Comment	VeHaun	2:20	
	05. Report of General Manager	Hartye	2:25	
	06. Consolidated Motion Agenda		2:45	
	a. Consideration of Annual Meeting Dates FY2016	Hartye		
	b. Consideration of Budget Calendar FY2016-2017.	Hartye		
	c. Consideration of Bids – Sanitary Sewer Rehabilitation Project – Shadowlawn Drive –Phase 2.	Hartye		
	d. Consideration of Developer Constructed Sewer Systems: Waynesville Avenue and Ventana Phase 1.	Hartye		
	e. Cash Commitment/Investment Report – Month Ended November 30, 2015.	Powell		
	07. Old Business:	VeHaun	3:05	
	08. New Business:	VeHaun	3:10	
	09. Adjournment: (Next Meeting 2/17/16)	VeHaun	3:15	
	STATUS REPORTS			

**BOARD OF THE METROPOLITAN SEWERAGE DISTRICT
DECEMBER 16, 2015**

1. Call to Order and Roll Call:

The regular monthly meeting of the Metropolitan Sewerage District Board was held in the Boardroom of MSD's Administration Building at 2:00 p.m., Wednesday, December 16, 2015. Chairman VeHaun presided with the following members present: Ashley, Belcher, Bryson, Frost, Kelly, Manheimer, Pelly, Watts and Wisler. Mr. Creighton and Mr. Root were absent.

Others present were: Thomas E. Hartye, General Manager, William Clarke, General Counsel, Forrest Westall with McGill Associates, PA, Matthew Socha with Cherry Bekaert LLP, Scott Powell, Ed Bradford, Peter Weed, Roger Edwards, Mike Stamey, Ken Stines, Jim Hemphill, Julie Willingham, Pam Thomas, Angel Banks, Corey Smolik, Mickey Roberts, John Gosnell, Mitchell Metcalf and Sondra Honeycutt.

2. Inquiry as to Conflict of Interest:

Mr. VeHaun asked if there were any conflicts of interest with the agenda items. No conflicts were reported.

3. Approval of Minutes of the November 18, 2015 Board Meeting:

Mr. VeHaun asked if there were any changes to the Minutes of the November 18, 2015 Board Meeting. Ms. Wisler moved for approval of the minutes as presented. Mr. Pelly seconded the motion. Voice vote in favor of the motion was unanimous.

4. Discussion and Adjustment of Agenda:

None

5. Informal Discussion and Public Comment:

Mr. VeHaun welcomed Mr. Socha. There was no public comment.

6. Report of General Manager:

Mr. Hartye reported Ken Stines was awarded the "Red" Ebert Award from the NCAWWA/WEA at the annual conference this year. The award recognizes Ken's efforts in leadership, customer service, technical innovation, improvements to the collection system, and his involvement in helping to train others that are entering the profession. Mr. Hartye presented a photo of "Red" Ebert and his byline "Do a good job and remember who you are working for...the public". He stated this award has been presented each year since 1988. He also presented a photo of Ken receiving the award in Raleigh. In addition, Mr. Hartye stated that Ken was part of the original team that developed the Pipe Rating Program. He also developed the successful First Responder Program, which keeps response times down to 30 minutes during the day and 35 minutes at night, and helped with the training of those coming on-line to get their certifications for operations, etc. as well as helping to develop the exams.

Mr. Hartye reported that MSD's Flow Motion scored second overall in the Operations Challenge event and first place in both the Safety and Process Control events at the NCAWWA/WEA Conference. He expressed his congratulations to Corey Smolik, Mickey Roberts, John Gosnell and Mitchell Metcalf. Mr. Hartye further reported the MSD Treatment Plant was awarded the West Region Wastewater Treatment Plant Operation and Maintenance Excellence Award for this past year. He recognized Peter Weed, Roger Edwards and entire staff for their involvement in replacing some of the RBC's and other improvements at the Plant, while keeping the operations going and compliant.

Mr. Hartye presented write-ups from Moody's and Fitch regarding MSD's rating which affects its current outstanding debt of over \$100 million. Moody's has upgraded MSD's rating from Aa2 to Aa1. Fitch has affirmed MSD's AA+ rating. He expressed congratulations to the MSD Board and the entire organization for continually improving the operation while being financially prudent. Special thanks to Scott Powell for leading the effort to keep the rating agencies up to date on MSD's progress.

Mr. Hartye called on Matthew Socha, Senior Manager at Cherry Bekaert, LLP for a presentation on the Fiscal Year 2015 Audit of MSD financial statements. Mr. Socha stated that he will address the following:

- Summary of Audit Results.
- Required Auditor Communications.
- Future Accounting Standards.
- Financial Highlights.

He further stated that because the Financial Statements exceed 100 pages, he will present six (6) graphs that will do a good job of explaining the big picture and showing what MSD does. Regarding the Audit Results, Mr. Socha reported the audit was performed under standards generally accepted in the USA and Governmental Auditing Standards. Their opinion on the financial statements as of and for the year ended June 30, 2015 is unmodified "clean". There were no compliance findings; no material weaknesses in internal controls, and no audit adjustments.

Mr. Socha reported that Required Auditor Communications include:

- Pronouncements Adopted.
- Significant Estimates
- Difficulties or Disagreements with Management.
- Misstatements.
- Management's Representations.
- Consultations with 3rd Parties.

Mr. Socha reported there were two (2) pronouncements that went into effect this year; GASB 68 and 71 that relate to the Local Government Employees Pension Plan and require the District to recognize and show its proportionate share of the net pension obligation of the plan. He further reported that significant estimates in the District's financial statements were depreciation of fixed assets; OPEC liability; pension liability and interest rate swap on the bonds. There were no difficulties or disagreements with management or misstatements. In addition, management signs a representation letter which takes responsibility for the financial statements and disclosures. Effective for next year are two (2) new Standards; GASB Statement 72, which is a fair value measurement and application, and GASB Statement 76, which is the hierarchy of generally accepted accounting principles for State and Local Governments.

Mr. Socha presented graphs showing financial trends from FY2008-2014. The first graph shows an upward trend in the Investment of Capital Assets, Net, which means the District continues to invest in its infrastructure. The second graph is Long Term Bonds Payable, which shows a stair step approach in issuing debt for infrastructure needs. The third graph is Net Position which includes Investment in Capital Assets minus related debt, Unrestricted and Restricted. All balances are considered strong and in line with the District's financial policies. The fourth graph is Operating Results which include Operating Revenue, Expense and Income. He stated the Operating Revenue is tied very closely to development and how well the area of Asheville and surrounding communities are doing. A large portion of the upward trend in 2014 & 2015 operating revenue is from Facility and Tap fees. Operating Expense is very steady and Operating Income will fluctuate with the revenue portion. The fifth graph is Revenue vs. Expenditures. It

includes operating revenue as well as all expenditure outflows (i.e. capital projects, operating and debt service). The sixth graph shows Revenue vs. Total Expenditures. This graph shows the relationship of total expenditures and operating revenue and with the need of using a combination of operating reserves and debt to meet the District's capital project initiatives. Mr. Belcher asked if there are any projections on the gap between revenue and total expenditures for the coming year. Mr. Powell stated that in looking at the FY2016 budget there is about \$12 million coming out of reserves to meet Operating, Capital and Debt Service Expenditures. This trend of total expenditures above Operating Revenue will continue until MSD issues new debt in 2018.

In summary, Mr. Socha expressed his appreciation to Tom Hartye, Scott Powell, Cheryl Rice and the entire team for their help in completing the audit by the reporting deadline of October 31st and for another great year.

Mr. Hartye reported that Kimble Davis of 11 Comity Street called to express her great appreciation for MSD employees saving her house. Much thanks to Ken Stines, Eric Bryant, Mitch Hawes and Carl Ellington. He further reported MSD received a call from John Dankel of Pheasant Ridge Drive expressing his gratitude for the way Eric Bryant handled a sewer problem at his residence.

Mr. Hartye reported the next regular Board Meeting will be held on January 20th at 2pm.

7. Consolidated Motion Agenda:

a. Dump Truck Replacement – Fleet Purchase

Mr. Hartye reported the District's policy is to annually evaluate the condition of fleet vehicles and purchase replacements when the estimated cost of repairs and maintenance will exceed the cost of a new one. At the March 12, 2015 Equipment Replacement Committee meeting the members recommended the purchase of one (1) New Dump Truck Replacement. Pursuant to North Carolina Purchasing Statutes and MSD Procedures, bids for the dump truck were emailed to five vendors and an advertisement placed on the MSD web site. The following two bid packages were received and opened on November 19, 2015: The Pete Store/Peterbilt with a total bid of \$120,872.00 and MHC Kenworth with a total bid of \$138,057.85. The total cost of this contract will be \$120,872.00. Mr. Hartye further reported that \$140,000.00 was budgeted for this item in the 2015-2016 Fleet Replacement Fund. Staff recommends that the bid from The Pete Store/Peterbilt be awarded.

b. Consideration of Bids for Shadowlawn Drive Phase 2 Sanitary Sewer Replacement:

Mr. Hartye reported this item was pulled because the two lowest bids; Davis Grading, Inc. with a bid of \$467,986.00 and Freestone Construction with a bid of \$460,372.50 were rejected due to improper Bid Bonds, so MSD rejected all the bids. Mr. Hartye stated that the third low bidder was over \$100,000 higher and was not willing to come all the way down to the low bid level. Mr. Hartye stated that if the contract is under \$500,000.00, it can be let informally without a bid bond. However, the performance bond, the payment bond, the contract, insurance, etc. would remain the same and hopefully maintain the savings to go toward future projects. He further stated that this item will be brought back to the Board next month either as an information item or a formal bid.

c. Consideration of Developer Constructed Sewer System for the Avalon Apartments Sewer Extension: The Avalon Apartments Sewer Extension Project and the City of Asheville Sardis Road Annexation Sewer Extension Project:

Mr. Hartye reported the Avalon Apartments is located inside the District boundary off Sweeten Creek Road in Buncombe County. The project included extending approximately 1,337 linear feet of 8-inch public gravity sewer to serve the 192 unit residential apartment complex.

Mr. Hartye reported the City of Asheville Sardis Road project is located inside the District boundary off Sand Hill Road in the City of Asheville. The project included extending approximately 6,945 linear feet of 8-inch public gravity sewer to serve fifty-two (52) single family homes.

Staff recommends acceptance of the aforementioned developer constructed sewer systems. All MSD requirements have been met.

Mr. Watts asked is this is one of those projects the City of Asheville gets part of its revenue back. Mr. Hartye stated yes, but not as a part of the original Consolidation Agreement, but rather as a part of the cost participation policy with both public and private entities.

d. Presentation of CAFR – Fiscal Year Ended June 30, 2015:

Mr. Powell reported the Comprehensive Annual Financial Report (CAFR) is broken down into four (4) sections:

- Introductory
 - Financial
 - Statistical
 - Compliance
- Page 7 starts the instruction section. In this section
 - Management communicates the findings of the audit (i.e. an unmodified, modified, opinion).
 - Provides a profile of the District which contains a brief overview, as well as outlines the budget process.
 - Provides a section which addresses factors affecting financial condition.
 - And a section which addresses major initiatives and accomplishments in FY2015.
 - Page 22 starts the financial section. It contains:
 - The independent auditor's report.
 - Management's discussion and analysis which is a narrative overview and analysis of the financial activities of the District for FY2015.
 - Basic financial statements, notes, required supplemental information, and supplemental information.
 - Page 83 of the PDF Schedule of Revenues and Expenditures Budget and Actual.
 - Sewer charges were above budgeted expectations as a result of a short-term revenue source which will end in FY2017. Industrial Revenue trended above budgeted expectation due to increased consumption from two industrial users.
 - Facility and Tap Fees are above budgeted expectations. This is due to the District receiving \$1.5 m8illion from seven developments at the end of the year as well as the conservative nature in which these funds are budgeted.

- Interest income was below budgeted expectations due to the Federal Reserve impact on short term interest rates.

Ms. Manheimer asked if the Impact Fee and Tap fee are one fee or, are they separate fees. Mr. Hartye stated the “Facility Fee” is the Impact Fee and then there is a “Tap Fee” which is the cost of installing the Service Connection. Ms. Manheimer stated in meeting with a developer, the developer was actually complaining about the \$2,500 per unit fee which would cost them \$300,000.00 in fees on one (1) new apartment building downtown and wondered if MSD should be more competitive for the region. Mr. Hartye stated that MSD is very competitive on the monthly bill, but on impact fees, MSD is mid-way compared to other utilities in the region. Mr. Powell continued with his report.

The District typically achieves a 90% budget to actual ratio on O&M expenditures. This year the District achieved a 94% budget to actual ratio. The District’s deferred utility cost was \$435,000.

Capital project expenditures are at approximately 85.45% of budget. CIP projects are continuing to receive favorable pricing. Additionally, staff moved some projects to FY 2016 due to the fact MSD’s in-house and contracted sewer construction met the 400,000 foot goal for the last year permit cycle. Bond principal and interest actually spent were less than budget. This is due to continued swap savings. Unspent funds will be used to address future CIP and Debt.

- Page 91 starts the Statistical section. This section provides:

Historical data on Financial Trends, Revenue Capacity, Debt Capacity, as well as Demographic, Economic and Operating Statistics.

- Page 114 starts the Compliance Section.

No material weaknesses in Internal Control were noted.

e. Cash Commitment/Investment Report Month Ended October 31, 2015:

Mr. Powell reported Page 26 presents the makeup of the District’s Investment Portfolio. There has been no change in the makeup of the portfolio from the prior month. Page 28 is the MSD Investment Manager Report as of the Month of October. The weighted average maturity of the investment portfolio is 272 days. The yield to maturity is .57% and exceeds MSD bench marks of the 6 month T-Bill and NCCMT cash portfolio. Page 29 is an analysis of Cash Receipts. Domestic User Fees and Industrial Revenue are considered reasonable based on the current budget and historical trends. Facility and Tap Fees are above budgeted expectations due to receiving approximately \$1 million dollars from three developers in the first quarter of this fiscal year. Page 30 is an Analysis of Expenditures. O&M, Debt Service, and Capital Project expenditures are considered reasonable in comparison to budget and timing of cash expenditures for capital projects. Page 31 is the MSD Variable Debt Service report for the month of November. The 2008A Series bonds are performing better than budgeted expectations. Both issues have saved the District’s ratepayers approximately \$4.2 million dollars in debt service since April of 2008.

Mr. VeHaun called for a motion to approve the Consolidated Motion Agenda with the exception of Item b. (Shadowlawn Drive). Mr. Belcher moved. Ms. Wisler seconded the motion. Roll call vote was as follows: 10 Ayes; 0 Nays.

8. Old Business:

None

9. New Business:

None

10. Adjournment:

With no further business, Mr. VeHaun called for adjournment at 2:46 pm.

Jackie W. Bryson, Secretary/Treasurer



MEMORANDUM

TO: MSD Board
FROM: Thomas E. Hartye, P.E., General Manager
DATE: January 14, 2016
SUBJECT: Report from the General Manager

- MSD Accomplishments by Division for Fiscal Year 2015

Attached is a list of some of the MSD Accomplishments for FY2015 by Division. I will highlight a few at the meeting.

- GFOA Distinguished Budget Presentation Award

MSD has once again received the Distinguished Budget Presentation Award from the Government Finance Officers Association (GFOA). Many thanks to the great effort put forth by Teresa Gilbert and Scott Powell.

- Kudos

- Charlene Noblett of Maple Drive called to express her appreciation for Wayne Rice and Furman Dean for their kindness and assistance. She said she walked out into the field with them to locate the problem and they held her arm so she wouldn't fall and they got the sewer going. She said they were the absolute greatest and if she ever had another problem, that's who she wanted to help her again. She even gave them both a hug and kiss on the cheek! She said they were two great guys and she never expected them to be so kind and thoughtful. They represented our company well!

- Board/Committee Meetings/Events

The January ROW Committee has been cancelled The next Right of Way Committee meeting will be held at 9 am on February 24th. The next Regular Board Meeting will be held on February 17th at 2 pm. ***We will have an appreciation lunch for Bob Watts on February 17th at 1:15pm before the Board meeting.***



Metropolitan Sewerage District of Buncombe County

Accomplishments for Fiscal Year 2015

Engineering Division

- Administered a Capital Improvement Program budget of \$22.8 Million with in-house personnel.
- Migrated to a new web-based paperless permitting system for Planning & Development. This will provide for better efficiency and customer service.
- Actively managed 112 projects/line items within the capital program. These projects range from preliminary design, to active construction, to recently completed.
- 46,729 Linear Feet (LF) of collection system lines were rehabilitated during FY15. From FY08 through FY15, the District rehabilitated 403,440 LF, and fulfilled its eight-year requirement to rehabilitate 400,000 LF of the collection system.
- Completed the Facilities Plan Update Project for the plant. This significant, comprehensive study recommends various options for the future of the treatment plant while also considering future regulations. Design of the first recommended project is underway.
- Began the construction phase of the Incinerator System Emissions Upgrades Project. This \$6.7 million project is primarily driven by future EPA regulations, with completion expected in early 2016.
- Continued the multi-year rehabilitation of the plant's Influent Pump Station. Two of the three main influent pumps have now been replaced; replacement of the adjustable frequency drives is underway (they are being relocated to an improved, protected location). The third pump will be replaced in FY16-17.
- Acquired formal recorded easements across 81 properties. Negotiated settlements on four condemnation actions, saving further expenses of trial.
- Coordinated reviews with the City of Asheville for the Town Branch and Clingman Forest Greenways.
- Designed, drafted, and administered formal contracts for 13 capital projects and designed six in-house projects for System Services Construction.
- Actively pursued project coordination with local municipalities. Ongoing coordination is accomplished by participation in the local Utilities Coordinating Committee, the CIP Budget being sent to local municipalities, sending internal (System Services) projects directly to COA Water staff, and serving on the City's Technical Review Committee (TRC).

Planning and Development Statistics

	<u>FY13</u>	<u>FY14</u>	<u>FY15</u>
Sewer Service Applications Approved	1,350	1,594	1,382
Allocation, Facility and Tap Fees	\$2,347,705	\$4,485,375	\$4,334,589
Affordable Housing Rebates	\$42,460	\$54,900	\$36,600
Plans Reviewed	44	69	62
Permits Issued	29	48	39
Systems Transferred	24	19	26
Systems Transferred - Value	\$3,168,119	\$1,030,507	\$3,361,616
Systems Transferred - Linear Feet	38,131	12,717	28,442
TRC Projects	52	43	62
Minor Subdivision Plats Approved	98	186	179

System Services Maintenance Division

- Achieved an average response time of 33 minutes to customer service requests during regular working hours.
- Achieved an average response time of 42 minutes to customer service requests after hours.
- Responded to 1,242 customer service calls during regular working hours.
- Responded to 871 customer service calls after hours and holidays.
- Cleaned 728,521 LF of mainline with in-house crews.
- Mechanically removed roots from 65,403 LF of pipeline.
- Completed CCTV inspection of 329,602 LF of pipeline.
- Smoke Tested 23,153 LF of pipeline and identified several areas of inflow and infiltration.
- Inspected 190,433 LF of sewer lines with the Sewer Line Rapid Assessment Tool (SL-RAT).
- Cleared 12,888 LF of right-of-way
- Educational materials distributed to all First Responder customer service requests.
- Demonstrated and provided educational materials at numerous trade show events.
- Conducted an in-house continuing education class that included 38 District employees as well as 4 outsiders for wastewater certification renewal. This allowed for significant cost savings to the District by not having employees travel to an outside organization with expensive registration fees.

Construction Division

- The Construction Administration group inspected 11 Capital Improvement Projects, 27 private development sewer extensions, and 10 service connections made by contractors.
- The In-House Construction group rehabilitated a total of 20,073 LF of pipeline through dig and replace and trenchless construction methods. Individual totals for the various rehabilitation methods are as follows:
 - Rehabilitation of 8,388 LF of pipeline through conventional dig and replace construction.
 - Rehabilitation of 704 LF of pipeline through 11 IRS repairs.
 - Rehabilitation of 7,321 LF of pipeline through pipe bursting/boring.
 - Rehabilitation of 3,660 LF of pipeline through construction rehab point repairs.
- Utilized the trenchless methods of boring, pipe reaming, and infrastructure repair (IRS) to save approximately 3,814 linear feet of asphalt pavement. These efforts greatly reduced and/or eliminated expensive pavement and surface restoration costs in the subject areas.
- Completed 542 emergency and scheduled construction repairs. This resulted in 9,663 LF of pipeline repairs.
- Installed 239 service taps and completed 376 manhole repairs.
- Cleared 12,888 LF of Right of Way with in-house crews and 10,311 LF of Right of Way through CIP Contractor projects. The combined total is 23,199 LF.
- Coordinated (2) joint venture projects with other governmental agencies to facilitate pavement restoration cost savings and/or other benefits for the agencies involved.
- Other activities undertaken to assist with project coordination between various agencies include representing MSD at the local NC811 utility coordinating meetings which are held each month and taking part in the City of Asheville's infrastructure task force group.
- Continued paving restoration contract with the City of Asheville for FY 14-15.
- SSD Construction developed and undertook an in-house continuing education program during winter weather days that allowed all 27 in-house construction employees to maintain their state wastewater certifications without having to attend classes at an outside organization or pay expensive registration fees.

Information Technology Division

- Improved configuration and usage of City Works software including new Permits Licensing and Land module for Engineering that allows customers to request service online through the Public Portal and dozens of custom reports and software customizations for MSD.
- Implemented Freelance Mobile for City Works on iPads for offsite Field Operations.
- Installed a new CCTV system with 3 cameras and a DVR at the Carrier Bridge pump station for improved monitoring and security.

- Redundant air conditioning system installed in IT Server Room.
- Redundant SonicWall network firewalls installed and load balanced internet through dual internet connection sources.
- SonicPoint wireless network expanded to Fleet, Warehouse, Maintenance and several buildings at the Plant.
- Configuration and installation of 11 new SCADA PCs/servers and a new emissions monitoring PC for the Thermal Converter building.
- Installed new Dell blade servers to replace aging servers for Domain Controller and Finance.
- Rolled out over 10+ laptop replacements/installations, 30+ desktop replacements/installations for MSD users. All users have been migrated from Windows XP to Windows 7 or 10.
- Achieved first year or zero percent unplanned GIS downtime.
- Developed custom FLEX viewer applications to assist with utility billing and planning and development.
- Coordinated with Buncombe County to have e911 address points put onto pump stations.
- WebGIS migration in progress from FLEX to HTML-based webpage.
- Development of ArcMap support applications for inspectors to input and share upcoming projects.
- Development of ArcMap application to support location and tracking of underground utility hazards.
- Community access layer to track and share known access codes to communities in our service area.

Finance Division

- Received the GFOA “Excellence in Financial Reporting” award for the Comprehensive Annual Financial Report (CAFR) for FY ending June 30, 2014.
- Received the GFOA “Distinguished Budget” award for the Budget Document prepared for FY ending June 30, 2015.
- Assisted Human Resources in ongoing changes in the District’s self-insurance plan to achieve ongoing financial sustainability.
- Completed Phase 3 of procurement card/ e-payables increased utilization plan. The District receives 1.85% rebate on utilization. Phase 3 increased our rebate by an additional 50%.

Wastewater Treatment and Maintenance

- Treatment Plant Operations received the National Association of Clean Water Agencies (NACWA) “Gold Peak Performance Award” for fourteenth consecutive year acknowledging Treatment Plant compliance.
- Wastewater Division was awarded the 2015 NC AWWA~WEA Western Section Professional Wastewater Operators Committee – Operations and Maintenance Excellence Award.
- Full compliance with NPDES Permit for effluent discharges, WNC Permit for air quality monitoring and discharge, and Residual Management Program for handling of biosolids.
- Assisted HDR Consulting in completing the update to the Facilities Plan by helping evaluate existing plant condition and performance as well as evaluating alternatives for future improvements.
- Replaced twenty failed RBC’s with salvaged units from West Virginia – units are performing well and cost savings over new replacements exceeds \$5.6 million.
- Field Operations Section:
 - Inspected all Significant Industrial Users (19 SIU’s) with monitoring of effluent discharges, and with announced and unannounced visits for permit compliance.
 - Inspected 937 different food service establishments for compliance with the MSD Grease program and ordinance; and conducted 292 repeat follow-up visits.
 - Upgraded the de-watering control system for sludge handling with PLC’s, fiber optic cables, touch screens and new SCADA controls.
 - Upgraded Haywood Church pump station with new wet well, pumps and force main.
 - Established two new H2S/odor control stations and upgraded current site at Hominy Creek.
- Maintenance Section completed 470 work orders, some highlights below:
 - Replaced all variable frequency drives at Carrier Bridge Pump Station.
 - Performed numerous repairs to Incinerator ductwork and process controls to maintain reliability while preparing for mandatory air pollution control system upgrades.
 - Assisted in the replacement of twenty RBC’s.
 - Maintained hydroelectric power plant producing over \$435,000 in energy savings.
- Facilities Maintenance Section completed 315 work orders some highlights below:
 - Roofing – installation of two new 50 Mil PVC membrane roofs.
 - HVAC Systems- Completed all second and third floor VAVs replacements at the Mull Bldg. as well as extensive preventative maintenance on the rest of the systems.
 - Influent Pump building – poured new concrete pad for prefab AFD control building.
 - Painting – extensive PM coatings program throughout District.
- Fleet Maintenance Section completed 804 work orders, maintaining a fleet with an estimated replacement value in excess of \$5 million. Other highlights include:
 - The Biodiesel program began in July 2003. By end of June 2015, MSD purchased over 860,000 gallons of B20 & B10 replacing over 170,000 gallons of fossil fuel with oil made from soybeans. This renewable energy also serves to lower air pollution emissions by a corresponding twenty percent.

- The use of E10 (10 percent ethanol) for all gasoline powered vehicles acts to fulfill MSD's commitment to alternative "green" energy choices. FY15 purchases exceeded 24,000 gallons.
- Maintained an 85% work order completion rate for direct labor on vehicles versus shop time (85% target).

Human Resources

- Completed Wage & Salary survey
- Rewrote Employee Handbook
- Evaluated every job for correct status (Exempt or Non-Exempt) under revised Fair Labor Standards Act criteria
- Changed Pharmacy Benefits Manager (PBM) vendor for prescription drugs; anticipate reducing costs by over 20%
- Identified impending retirements and worked with Director's to provide supervisory & Leadership training
- Continued on-site Mission Hospital staff treating chronic conditions services through the Asheville Project
- Provided educational and financial trainings for employees (Social Security options, 401k/457, Medicare, etc.)
- Continued Employee Relations/ Wellness activities: Diabetes Awareness, Heart Disease Awareness, Breast Cancer Awareness, Healthy Eating classes, sponsored MSD Team in "Color Run", continued publishing of monthly Wellness newsletter, provided on-site massage therapist, coordinated retirement events
- Added "Acupuncture" as a covered medical insurance procedure
- Work with Employee Advisory Committee to improve benefits programs

Environmental Health & Safety

- Continuing to work with crews in developing practical techniques to improve trench & end wall safety and fall protection systems.
- Worked with crews to eliminate unsafe practices: eg. single jack shoring, work under boom
- Coordinated several employee driven pilot studies on Personal Protection Equipment (PPE)
- Working with crews to improve safety in: pedestal grinders; elimination of fiber abrasives in side grinding; glove selection; developing new beveling procedure for ductile iron cutting
- On an inclement weather day, put together training modules that met NCDEQ Continuing Education (CEU) criteria for Wastewater Certifications; saved over 25 man days of travel/ per diem and lost productivity
- Coordinated employee and management activities to maintain ISO 14001 certification
- After employee testing, changed atmosphere monitors;
- Extended gas monitoring program to WRF operations
- Worked with McGill on next phase of arc flash study to include breaker testing, labeling, proper uniforms and training schedule
- Continue to provide standard trainings: Blood Borne Pathogens, confined space, etc.
- YTD, have 6 recordable accidents and ZERO (0) Lost time events



GOVERNMENT FINANCE OFFICERS ASSOCIATION

*Distinguished
Budget Presentation
Award*

PRESENTED TO

**Metropolitan Sewerage District of Buncombe County
North Carolina**

For the Fiscal Year Beginning

July 1, 2015

Jeffrey R. Emer

Executive Director

**METROPOLITAN SEWERAGE DISTRICT
ANNUAL MEETING DATES
2016**

BOARD MEETINGS – 2:00 PM

January 20

February 17

March 16

April 20

May 18

June 15

July 20

August 17

September 21

October 19

November 16

December 21

COMMITTEE MEETINGS - (See Budget Calendar)

Planning Committee - As needed by notice.

Right of Way Committee - 4th Wednesday of each month at 9 a.m. No meeting in December.

Personnel Committee - As needed by notice. (See Budget Calendar)

Finance Committee - As needed by notice (See Budget Calendar)

CIP Committee - Annual – (See Budget Calendar)

Metropolitan Sewerage District of Buncombe County BOARD ACTION ITEM

Meeting Date: January 20, 2016
Submitted By: Thomas E. Hartye, PE., General Manager
Prepared By: W. Scott Powell, CLGFO Director of Finance
Subject: Adoption of Budget Calendar – FY2016-2017

Background

The District's budget process must satisfy requirements in the North Carolina General Statutes as well as the 1999 Amended and Restated Bond Order. NC statutes require an annual balanced budget ordinance based upon expected revenues, along with a budget message to be presented to the governing board no later than June 1. Thereafter, the budget must be adopted no earlier than 10 days after the budget is first presented to the Board and not later than July 1. The Bond Order calls for the budget to be adopted by the Board on or before June 15.

Discussion

The attached budget calendar is designed to allow for input by all stakeholders into a systematic and deliberate process. Time between committee and board meetings has been scheduled to prepare and distribute agenda items, including preparation time for any revisions requested to be presented at a subsequent meeting.

The Finance Committee meeting to discuss the proposed budget is scheduled for May 5th with the expectation that fairly firm estimates of health and other insurance renewal care costs will be available by the middle of April.

This calendar is a guide and committee meetings may be added and/or rescheduled as necessary to accommodate the Preliminary Budget being presented on May 18 and the Final Budget being adopted on June 15.

Fiscal Impact

None.

Staff Recommendation

Approval of the proposed Budget Calendar.

Action Taken

Motion by:	to	Approve	Disapprove
Second by:		Table	Send to Committee
Other:			
Follow-up required:			
Person responsible:		Deadline:	

Budget Calendar FY 2017

April

S	M	T	W	T	F	S
					1	2
3	4	5	6	7	8	9
10	11	12	13	14	15	16
17	18	19	20	21	22	23
24	25	26	27	28	29	30

May

S	M	T	W	T	F	S
1	2	3	4	5	6	7
8	9	10	11	12	13	14
15	16	17	18	19	20	21
22	23	24	25	26	27	28
29	30	31				

June

S	M	T	W	T	F	S
			1	2	3	4
5	6	7	8	9	10	11
12	13	14	15	16	17	18
19	20	21	22	23	24	25
26	27	28	29	30		

July

S	M	T	W	T	F	S
					1	2
3	4	5	6	7	8	9
10	11	12	13	14	15	16
17	18	19	20	21	22	23
24	25	26	27	28	29	30
31						

DATE	TIME	SUBJECT
April 26	9:00 a.m.	Personnel Committee Meeting
		<ul style="list-style-type: none"> Cost of Living & Merit Pay Benefit Allocations
April 28	8:30 a.m.	CIP Committee Meeting
		<ul style="list-style-type: none"> Update of Ten-Year Capital Improvement Program Update Construction Program Financing 2016-2017 Construction Fund Budget
May 5	9:00 a.m.	Finance Committee Meeting
		<ul style="list-style-type: none"> Nine Month Revenue/Expenditure Report Self-Funded Medical & Dental Program Proposed FY17 Construction Fund Budget Proposed FY17 Operating Budget & Sewer Rates
May 18	2:00 p.m.	Board Meeting
		<ul style="list-style-type: none"> Preliminary FY17 Budgets & Sewer Rates
June 15	2:00 p.m.	Board Meeting
		<ul style="list-style-type: none"> Public Hearing Adoption of FY17 Budgets & Sewer Rates
July 1		Start of Fiscal Year 2016-2017

**Metropolitan Sewerage District of Buncombe County
BOARD ACTION ITEM**

BOARD MEETING DATE: January 20, 2016

SUBMITTED BY: Tom Hartye, P.E. - General Manager

PREPARED BY: Ed Bradford, P.E. - Director of Engineering
Darin Prosser, P.E. - Project Manager

SUBJECT: Shadowlawn Drive Phase 2 Sanitary Sewer Replacement Project:
Consideration of Bids, MSD Project No. 2013005

BACKGROUND: This project is located in West Asheville, in the area across from the NCDMV and the Goodwill Store on Patton Avenue.

The eight-inch clay lines in this area are in poor structural condition, have experienced SSO's, and have presented System Services with ongoing maintenance problems. The rehabilitation project is comprised of 3,085 LF of 8-inch DIP.

The contract was advertised and five bids were received on December 3, 2015. There were problems with the bid bonds submitted by the two lowest bidders. The third lowest bidder was significantly above these two.

Staff re-advertised the project and received informal bids on Monday January 4, 2016 as follows:

<u>Contractor</u>	<u>Bid Amount</u>
1) Terry Brothers Construction Co.	\$498,426.00
2) Davis Grading, Inc.	\$436,798.00

The apparent low bidder is Davis Grading, Inc. with a bid amount of \$436,798.00. This amount is \$23,574 lower than the lowest bid at the previous bid opening.

Davis Grading has completed several MSD sewer rehabilitation projects to date, and their work quality was excellent on those projects.

Please refer to the attached documentation for further details.

FISCAL IMPACT: The FY15-16 Construction Budget for this project is \$710,000.00.

STAFF RECOMMENDATION: Staff recommends award of this contract to Davis Grading, Inc. in the amount of \$436,798.00, subject to review and approval by District Counsel.

METROPOLITAN SEWERAGE DISTRICT OF BUNCOMBE COUNTY, NORTH CAROLINA

Shadowlawn Drive Phase II Sanitary Sewer Rehabilitation
Project No. 2013005

BID TABULATION
January 4, 2016

BIDDER	Total Bid Amount
Terry Brothers Construction Company Leicester, NC	\$498,426.00
Davis Grading, Inc. Shelby, NC	\$436,798.00

APPARENT LOW BIDDER

Darin Prosser, P.E.
Project Engineer
Metropolitan Sewerage District of
Buncombe County, North Carolina



This is to certify that the bids tabulated herein were informally opened and read on the 4th day of January, 2016, in the W.H. Mull Building at the Metropolitan Sewerage District of Buncombe County, Asheville, North Carolina. No bid bond was required.

Interoffice Memorandum

TO: Tom Hartye, General Manager

FROM: Ed Bradford, CIP Manager
Darin Prosser, Project Manager

DATE: January 8, 2016

RE: Shadowlawn Drive Phase 2 Sewer Rehabilitation, MSD Project No. 2013005

The Shadowlawn Drive Phase 2 Sewer Rehabilitation project is located in West Asheville near Appalachian Way. This project is a continuation of Project No. 2007019 Shadowlawn Drive Phase 1 that has just been completed. Shadowlawn Phase 2 begins in Appalachian Way, runs along the rear of properties on Deaver Park Circle and Rhudy Road, and ends in Deaver View Road. This project also includes sewer rehabilitation on Rosemary Road just south of Appalachian Way.

This project consists of replacing existing 8" VCP and 8" PVC sewer lines with 8" DIP using traditional dig and replace. Approximately 2,830 LF of 8" DIP will be installed from Appalachian Way up to Deaver View Road. The existing lines for this project have a very high pipe rating of 88 due to a high number of CSRs from heavy inflow and infiltration. The infiltration is due to a high water table and a spring that flows into a creek towards the south end of the project.

The work on Rosemary Road consists of replacing approximately 255 LF of 8" VCP with 8" DIP. This pipe is in bad condition and is the last section of pipe that needs to be replaced within Rosemary Road.

Bids for this project were previously received on December 3, 2015. Both the lowest and second lowest bidders' bid bonds included language that were not acceptable with District Counsel. Therefore, both bids were rejected. MSD attempted to negotiate with the third lowest bidder to lower their bid amount; however, they could not lower their bid amount enough to the original lowest two bids. MSD then rejected all bids and advertised a second time. The results are as follows:

<u>Contractor</u>	<u>Bid Amount</u>
1) Terry Brothers Construction Co.	\$498,426.00
2) Davis Grading, Inc.	\$436,798.00

The apparent low bidder is Davis Grading with a base bid amount of \$436,798.00. This method will save MSD additional money compared to the original lowest bid of \$467,986.00. The FY15-16 construction budget for this project is \$710,000.00.

Davis Grading, Inc. has completed several District rehabilitation and replacement projects with excellent workmanship and quality.

Staff recommends award of this contract to Davis Grading, Inc. contingent upon review and approval by District Counsel.

**Metropolitan Sewerage District of Buncombe County, North Carolina
CAPITAL IMPROVEMENT PROGRAM**

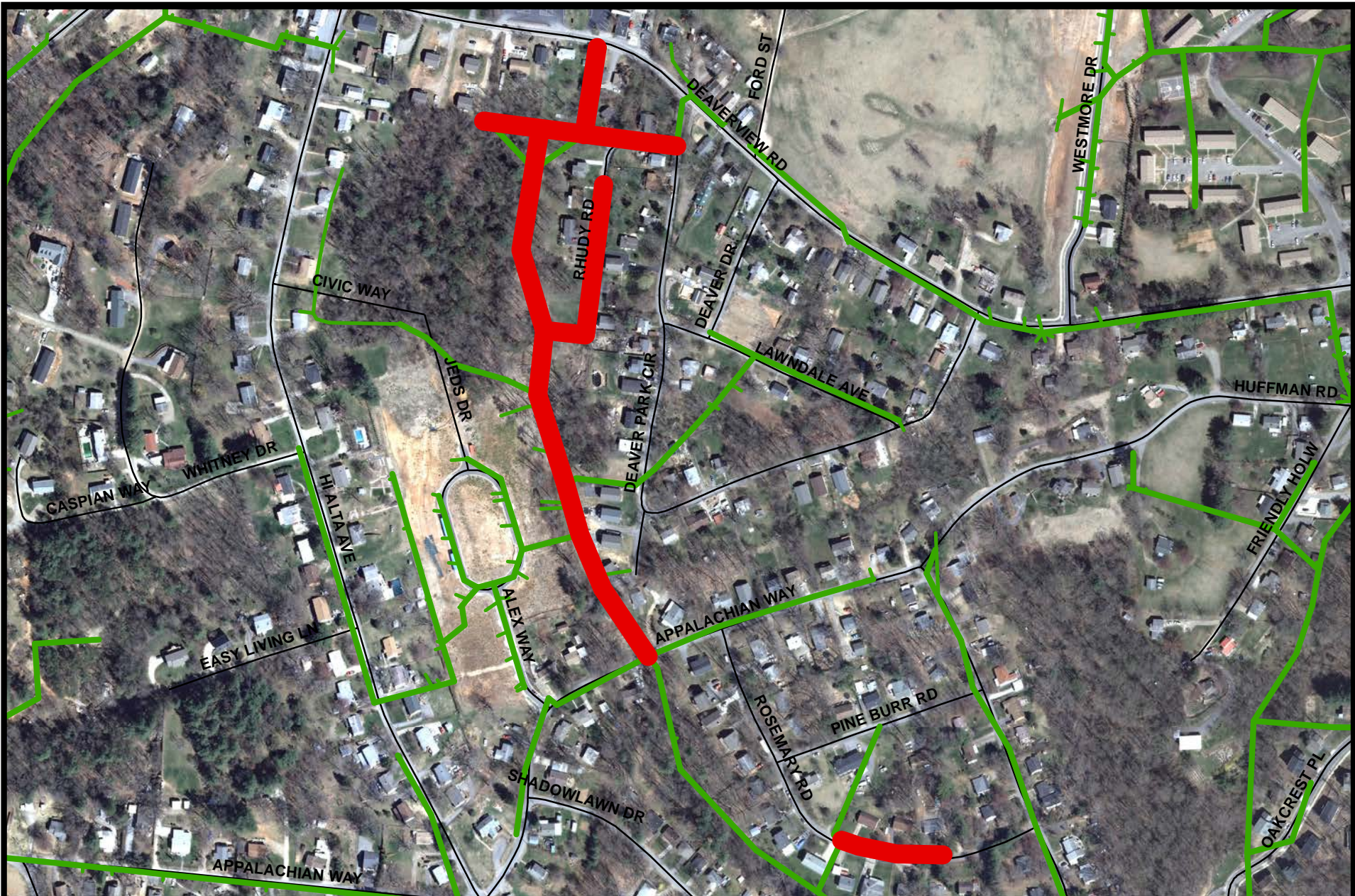
BUDGET DATA SHEET - FY 2015 - 2016

PROJECT:	Shadowlawn Drive Ph. 2	LOCATION:	Asheville
TYPE:	General Sewer Rehab.	PIPE RATING:	88
PROJECT NO.	2013005	TOTAL LF:	3,085
PROJECT BUDGET:	\$786,950.00	PROJECT ORIGIN:	SSO's; Access; Line condition

DESCRIPTION	ESTIMATED PROJECT COST	TOTAL EXPENDS THRU 12/31/14	EST. COST JAN - JUNE 2015	BUDGET FY 15-16
55310 - PRELIM. ENGINEERING				
55320 - SURVEY - DESIGN	\$3,900.00	\$3,825.00	\$75.00	
55330 - DESIGN				
55340 - PERMITS	\$750.00		\$750.00	
55350 - SPECIAL STUDIES				
55360 - EASEMENT PLATS	\$12,600.00		\$12,600.00	
55370 - LEGAL FEES	\$12,000.00		\$10,000.00	\$2,000.00
55380 - ACQUISITION SERVICES				
55390 - COMPENSATION	\$30,000.00		\$20,000.00	\$10,000.00
55400 - APPRAISAL	\$2,500.00			\$2,500.00
55410 - CONDEMNATION	\$5,000.00			\$5,000.00
55420 - CONSTRUCTION	\$710,000.00			\$710,000.00
55430 - CONST. CONTRACT ADM.				
55440 - TESTING	\$3,000.00			\$3,000.00
55450 - SURVEY - ASBUILT	\$7,200.00			\$7,200.00
TOTAL AMOUNT	\$786,950.00	\$3,825.00	\$43,425.00	\$739,700.00

ENGINEER:	MSD	DP	ESTIMATED BUDGETS - FY '16 -'25	
R.O.W. ACQUISITION:	MSD	# PLATS: [12]	FY 16-17	\$0.00
CONTRACTOR:			FY 17-18	\$0.00
CONSTRUCTION ADM:	MSD		FY 18-19	\$0.00
INSPECTION:	MSD		FY 19-20	\$0.00
			FY 20-21	\$0.00
			FY 21-22	\$0.00
PROJECT DESCRIPTION: This project is for the replacement of an existing 8-inch vitrified clay pipe line from the Kailee Court greenway up to Rhudy St. and the rear of Blue Mountain Properties. It is a continuation of Shadowlawn Dr. Ph. 1, and is in poor condition, with heavy inflow and infiltration.			FY 22-23	\$0.00
			FY 23-24	\$0.00
			FY 24-25	\$0.00

SPECIAL PROJECT NOTES:



**Shadowlawn Drive Phase 2
Project No. 2013005**

NOT TO SCALE



METROPOLITAN SEWERAGE DISTRICT
of
BUNCOMBE COUNTY, NORTH CAROLINA

Budget Map

Metropolitan Sewerage District of Buncombe County

Board Action Item

BOARD MEETING DATE: January 20, 2016

SUBMITTED BY: Tom Hartye, P.E., General Manager

PREPARED BY: Kevin Johnson, P.E.

REVIEWED BY: Ed Bradford, P.E., Engineering Director

SUBJECT: Acceptance of Developer Constructed Sewer System for the Waynesville Avenue Sewer Extension Project, MSD Project No. 2013046

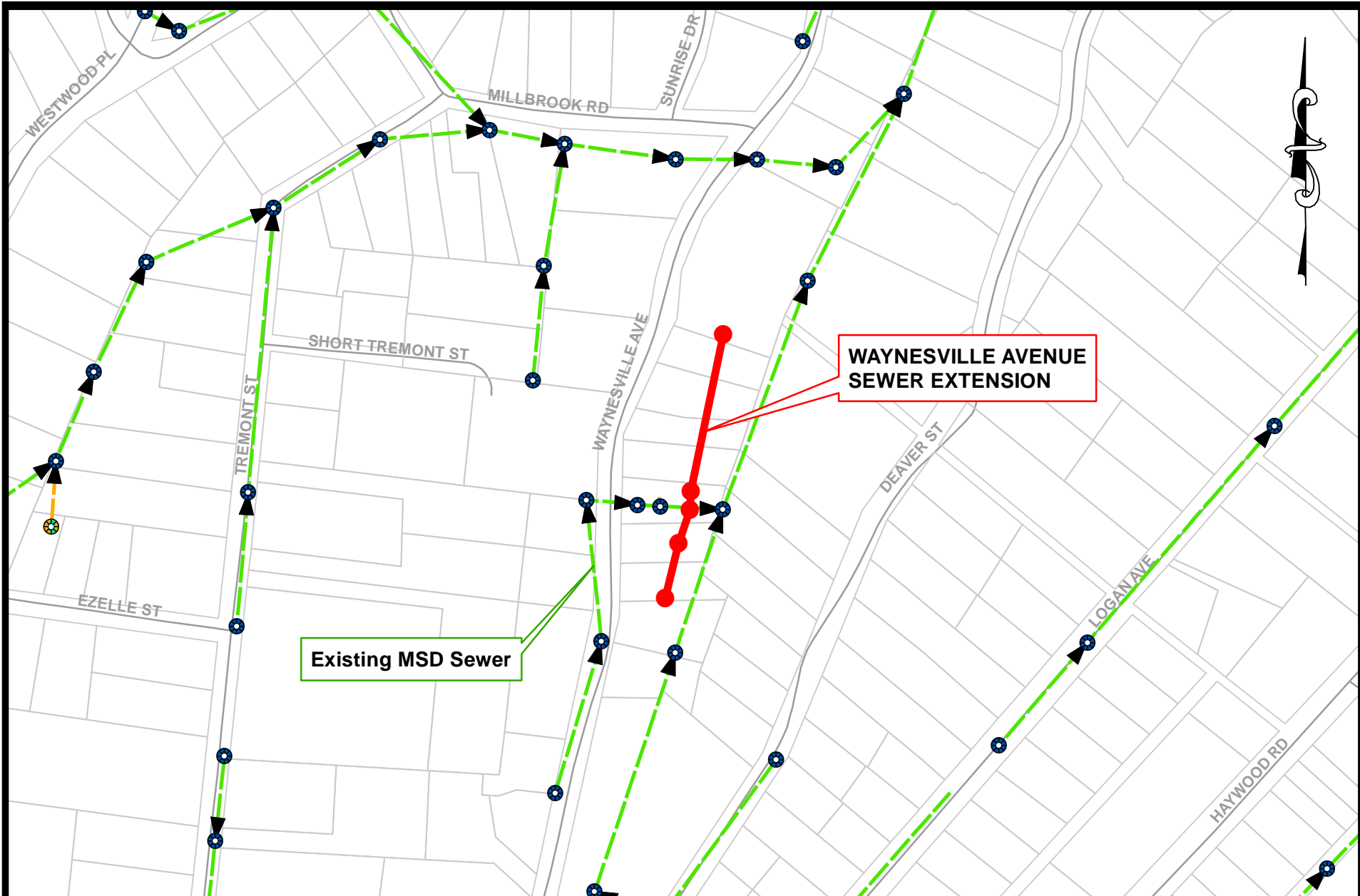
BACKGROUND: This project is located inside the District boundary off Waynesville Avenue in the City of Asheville. The developer of the project is Adam Pittman of Sage Concepts, LLC.

The project included extending approximately 313 linear feet of 8-inch public gravity sewer to serve the nine (9) unit Residential Development.

A wastewater allocation was issued in the amount of 2,700 GPD for the project. The estimated cost of the sewer construction is \$35,000.00.

All MSD requirements have been met.

STAFF RECOMMENDATION: Staff recommends acceptance of this developer constructed sewer system.



**WAYNESVILLE AVENUE
SEWER EXTENSION**

Existing MSD Sewer



MSD
Engineering Division

Waynesville Avenue Sewer Extension Project # 2013046
Metropolitan Sewerage District of Buncombe County

Metropolitan Sewerage District of Buncombe County

Board Action Item

BOARD MEETING DATE: January 20, 2016

SUBMITTED BY: Tom Hartye, P.E., General Manager

PREPARED BY: Kevin Johnson, P.E.

REVIEWED BY: Ed Bradford, P.E., Engineering Director

SUBJECT: Acceptance of Developer Constructed Sewer System for the Ventana Phase 1 Sewer Extension Project, MSD Project No. 2014082

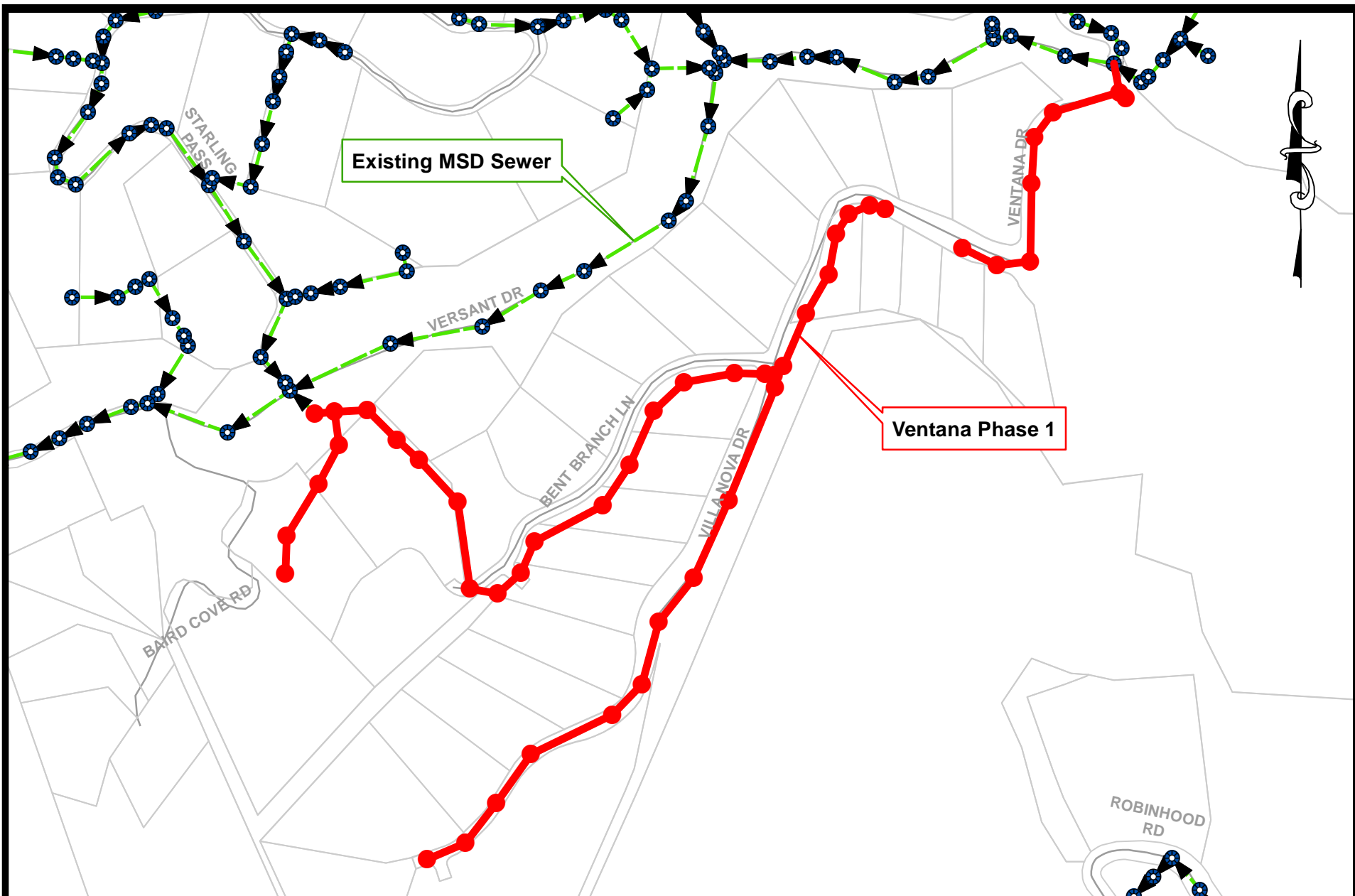
BACKGROUND: This project is located inside the District boundary off Versant Drive in the Town of Woodfin. The developer of the project is Theresa Carroll of Philly Capital Partners, LLC.

The project included extending approximately 4,975 linear feet of 8-inch public gravity sewer to serve the thirty-six (36) unit Residential Development.

A wastewater allocation was issued in the amount of 12,600 GPD for the project. The estimated cost of the sewer construction is \$323,000.00.

All MSD requirements have been met.

STAFF RECOMMENDATION: Staff recommends acceptance of this developer constructed sewer system.



MSD
Engineering Division

Ventana Phase 1 Sewer Extension Project # 2014082
Metropolitan Sewerage District of Buncombe County

Metropolitan Sewerage District of Buncombe County

BOARD INFORMATIONAL ITEM

Meeting Date: January 20, 2016

Submitted By: Thomas E. Hartye, PE., General Manager

Prepared By: W. Scott Powell, CLGFO, Director of Finance
Cheryl Rice, Accounting Manager

Subject: Cash Commitment/Investment Report-Month Ended November 30, 2015

Background

Each month, staff presents to the Board an investment report for all monies in bank accounts and specific investment instruments. The total investments as of November 30, 2015 were \$47,153,603. The detailed listing of accounts is available upon request. The average rate of return for all investments is 0.471%. These investments comply with North Carolina General Statutes, Board written investment policies, and the District's Bond Order.

The attached investment report represents cash and cash equivalents as of November 30, 2015 do not reflect contractual commitments or encumbrances against said funds. Shown below are the total investments as of November 30, 2015 reduced by contractual commitments, bond funds, and District reserve funds. The balance available for future capital outlay is \$10,020,019.

Total Cash & Investments as of 11/30/2015		47,153,603
Less:		
Budgeted Commitments (Required to pay remaining FY16 budgeted expenditures from unrestricted cash)		
Construction Funds	(13,596,076)	
Operations & Maintenance Fund	<u>(9,735,665)</u>	
		(23,331,741)
Bond Restricted Funds		
Bond Service (Funds held by trustee):		
Funds in Principal & Interest Accounts	(5,640)	
FY16 Principal & Interest Due	<u>(8,629,367)</u>	
		(8,635,007)
District Reserve Funds		
Fleet Replacement	(631,306)	
WWTP Replacement	(459,199)	
Maintenance Reserve	<u>(913,380)</u>	
		(2,003,885)
District Insurance Funds		
General Liability	(339,065)	
Worker's Compensation	(181,981)	
Post-Retirement Benefit	(1,431,979)	
Self-Funded Employee Medical	<u>(1,209,926)</u>	
		(3,162,951)
Designated for Capital Outlay		<u>10,020,019</u>

Staff Recommendation

None. Information Only.

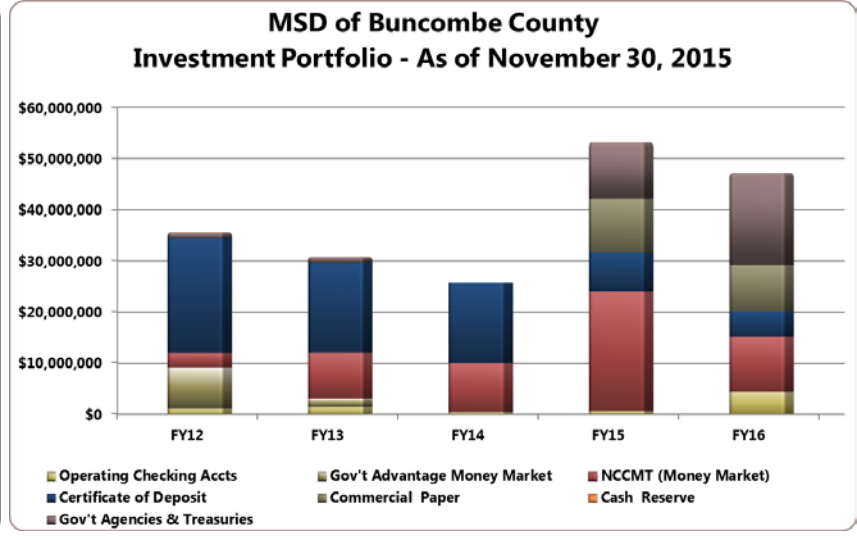
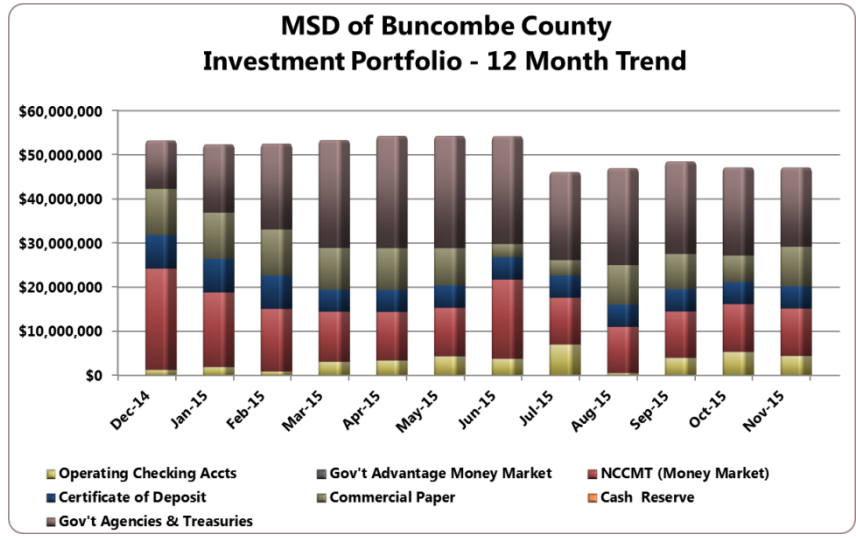
Action Taken

Motion by:	to	Approve Table	Disapprove Send to Committee
Second by:			
Other:			
Follow-up Required:			
Person Required:		Deadline:	

Metropolitan Sewerage District of Buncombe County Investment Portfolio

	Operating Checking Accounts	Gov't Advantage Money Market	NCCMT (Money Market)	Certificate of Deposit	Commercial Paper	Cash Reserve	Gov't Agencies & Treasuries	Total
Held with Bond Trustee	\$ -		\$ 5,640			\$ -	\$ -	\$ 5,640
Held by MSD	4,388,294	46,666	10,704,016	5,026,796	8,990,354		17,991,838	47,147,963
	\$ 4,388,294	\$ 46,666	\$ 10,709,656	\$ 5,026,796	\$ 8,990,354	\$ -	\$ 17,991,838	\$ 47,153,603

Investment Policy Asset Allocation	Maximum Percent	Actual Percent	
U.S. Government Treasuries, Agencies and Instrumentalities	100%	38.16%	No significant changes in the investment portfolio as to makeup or total amount.
Bankers' Acceptances	20%	0.00%	
Certificates of Deposit	100%	10.65%	The District 's YTM of .76% is exceeding the YTM benchmarks of the 6 month T-Bill and NCCMT Cash Portfolio.
Commercial Paper	20%	19.07%	
North Carolina Capital Management Trust	100%	22.71%	
Checking Accounts:	100%		All funds invested in CD's, operating checking accounts, Gov't Advantage money market are fully collateralized with the State Treasurer.
Operating Checking Accounts		9.31%	
Gov't Advantage Money Market		0.10%	

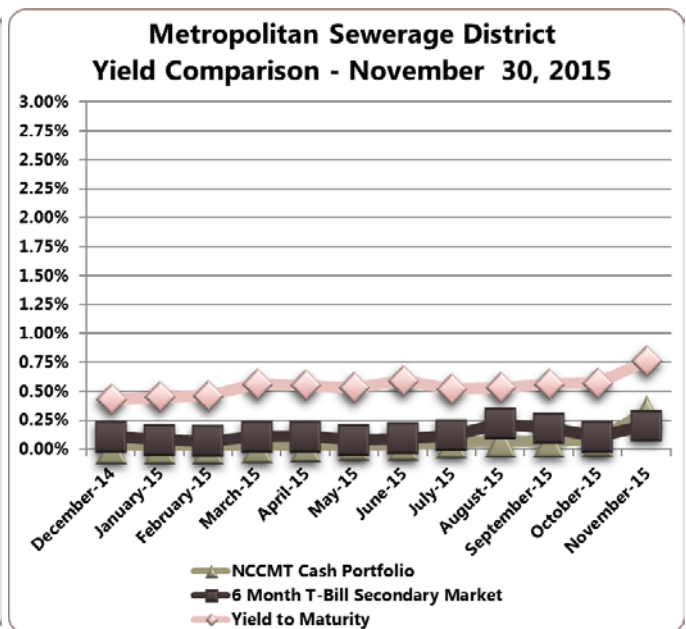
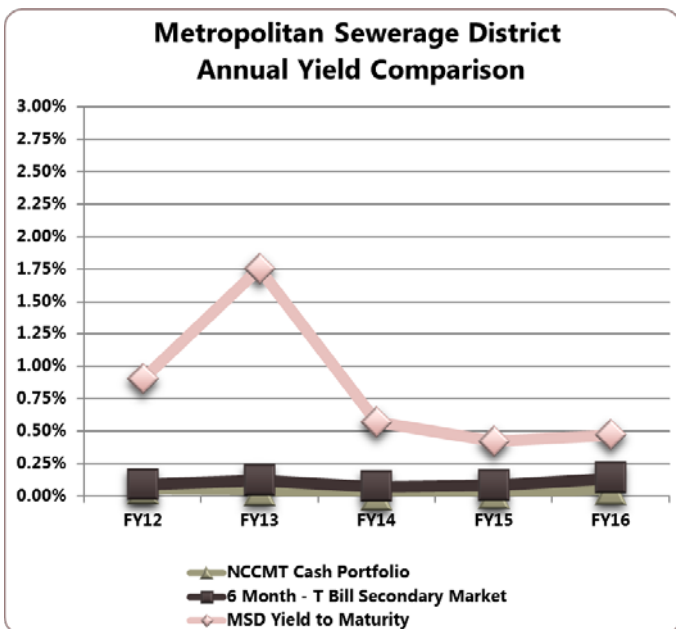


**METROPOLITAN SEWERAGE DISTRICT
INVESTMENT MANAGERS' REPORT
At November 30, 2015**

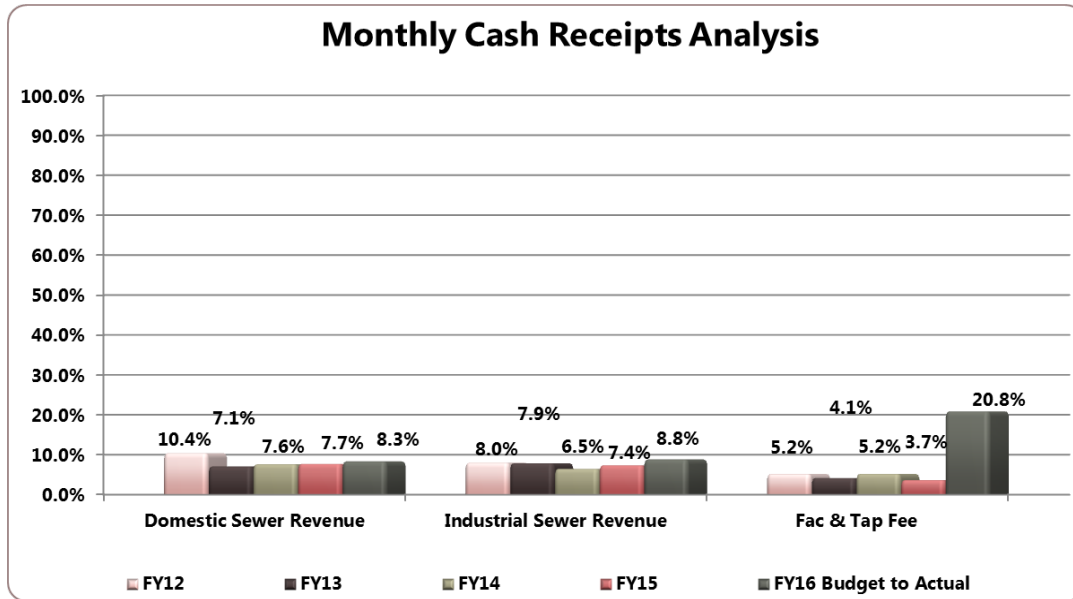
	Original		Interest
	Cost	Market	Receivable
Beginning Balance	\$ 39,845,431	\$ 39,854,286	\$ 455,606
Capital Contributed (Withdrawn)	875,926	875,926	
Realized Income	2,081	2,081	(12,991)
Unrealized/Accrued Income		(1,113)	13,623
Ending Balance	\$ 40,723,438	\$ 40,731,180	\$ 456,238

	Original Cost	Income
Cash Equivalents <91 Days	\$ 17,710,461	\$ 696
Securities/CD's 91 to 365 Days	20,014,978	786
Securities/CD's > 1 Year	2,998,000	118
	\$ 40,723,438	\$ 1,599

Month End Portfolio Information	
Weighted Average Maturity	188
Yield to Maturity	0.76%
6 Month T-Bill Secondary Market	0.32%
NCCMT Cash Portfolio	0.20%

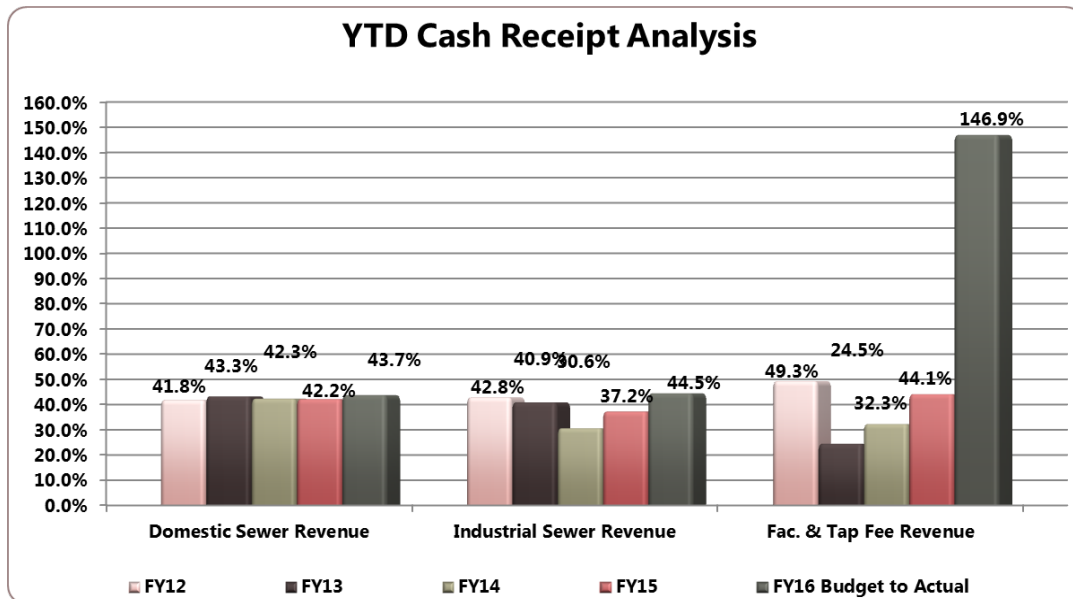


METROPOLITAN SEWERAGE DISTRICT
ANALYSIS OF CASH RECEIPTS
As of November 30, 2015



Monthly Cash Receipts Analysis:

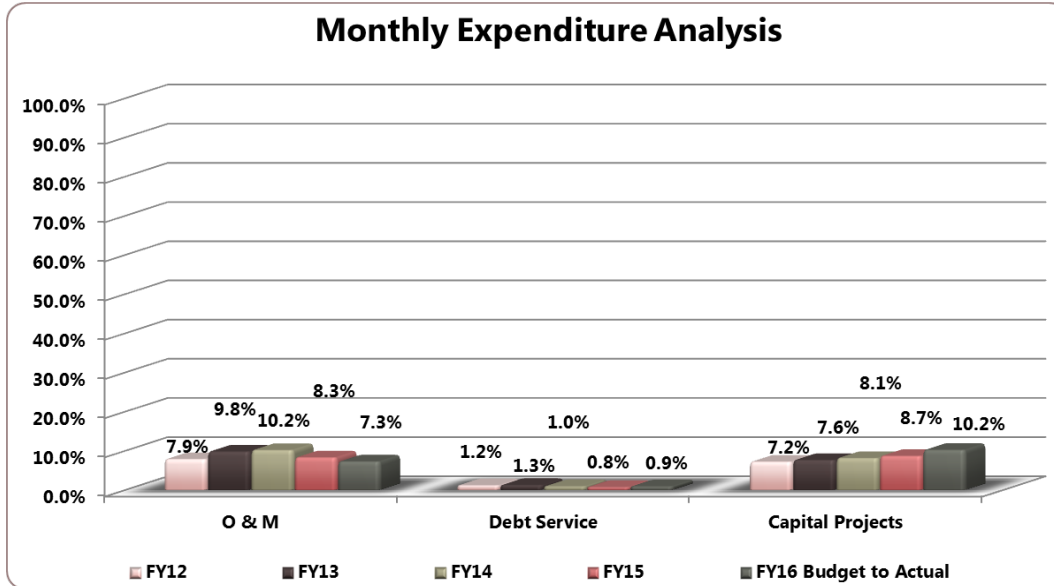
- Monthly domestic sewer revenue is considered reasonable based on timing of cash receipts in their respective fiscal periods.
- Monthly industrial sewer revenue is reasonable based on historical trends.
- Due to the unpredictable nature of facility and tap fee revenue, staff considers facility and tap fee revenue reasonable.



YTD Actual Revenue Analysis:

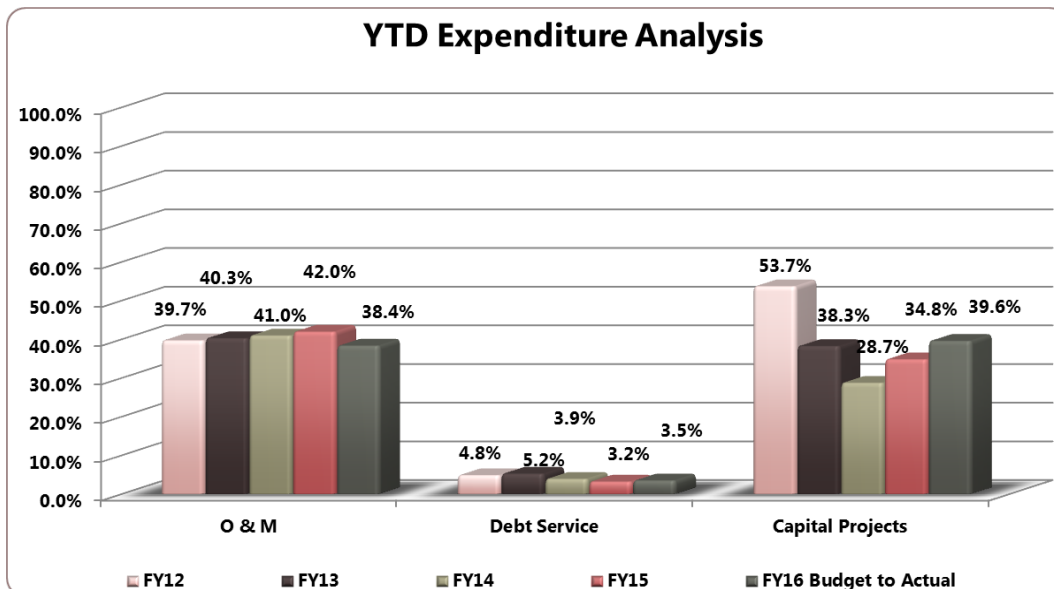
- YTD domestic sewer revenue is considered reasonable based on historical trends.
- YTD industrial sewer revenue is reasonable based on historical trends.
- Due to the unpredictable nature of facility and tap fee revenue, staff considers facility and tap fee revenue reasonable.

METROPOLITAN SEWERAGE DISTRICT
ANALYSIS OF EXPENDITURES
As of November 30, 2015



Monthly Expenditure Analysis:

- Monthly O&M expenditures are considered reasonable based on historical trends and timing of expenditures in the current year.
Due to the nature of the variable rate bond market, monthly expenditures can vary year to year. Based on current variable interest rates, monthly debt service expenditures are considered reasonable.
Due to nature and timing of capital projects, monthly expenditures can vary from year to year. Based on the current outstanding capital projects, monthly capital project expenditures are considered reasonable.



YTD Expenditure Analysis:

- YTD O&M expenditures are considered reasonable based on historical trends.
Due to the nature of the variable rate bond market, YTD expenditures can vary year to year. Based on current variable interest rates, YTD debt service expenditures are considered reasonable.
Due to nature and timing of capital projects, YTD expenditures can vary from year to year. Based on the current outstanding capital projects, YTD capital project expenditures are considered reasonable.

Board Meeting:

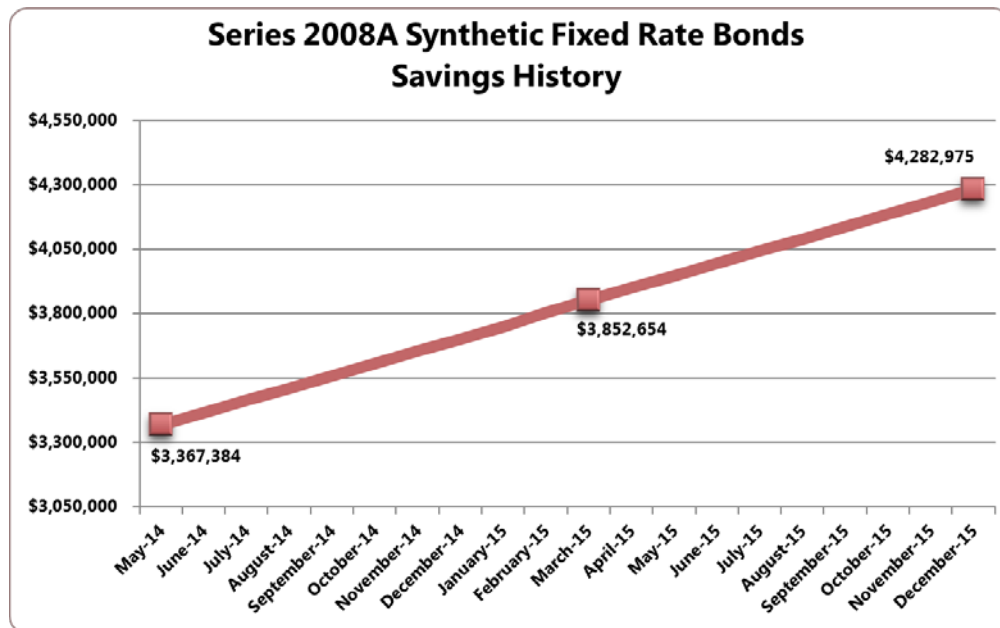
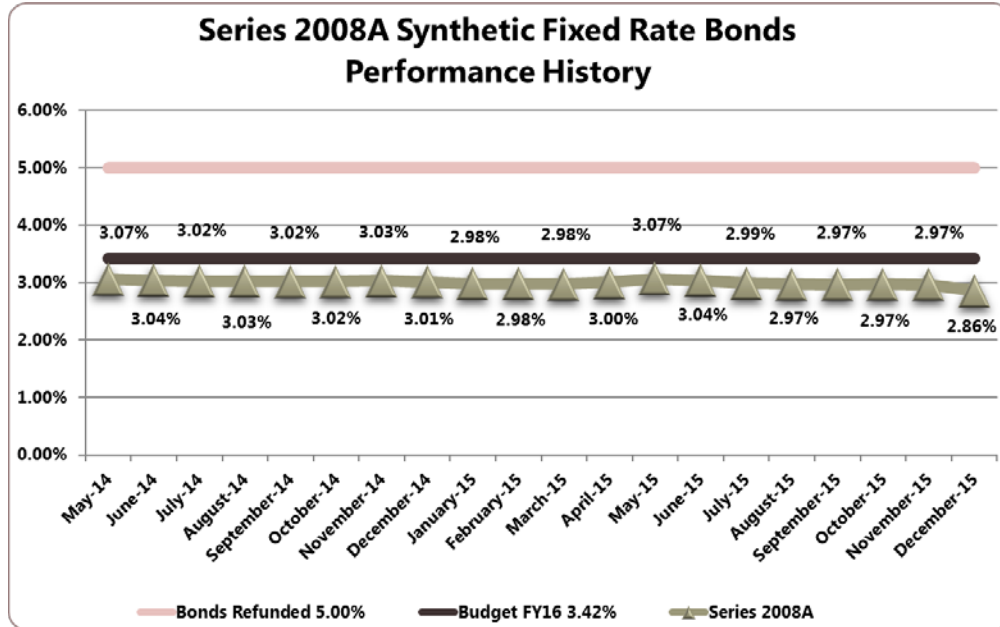
January 20, 2016

Subject:

Cash Commitment/Investment Report-Month Ended November 30, 2015

Page -6-

**METROPOLITAN SEWERAGE DISTRICT
VARIABLE DEBT SERVICE REPORT
As of December 31, 2015**



Series 2008A:

- Savings to date on the Series 2008A Synthetic Fixed Rate Bonds is \$4,282,975 as compared to 4/1/2008 fixed rate of 4.85%.
- Assuming that the rate on the Series 2008A Bonds continues at the current all-in rate of 3.9475%, MSD will achieve cash savings of \$4,670,000 over the life of the bonds.
- MSD would pay \$4,681,687 to terminate the existing Bank of America Swap Agreement.

STATUS REPORTS

**MSD System Services In-House Construction
FY 15-16 PROJECTS**

PROJECT NAME		ESTIMATED FOOTAGE	ESTIMATED PROJECT DATES	WO#	CREW	COMPLETION DATE	ACTUAL FOOTAGE	Notes
Deanwood Circle Phase 2	Asheville	618	5/14/15 - 7/1/15	225521	631	7/1/2015	618	complete
590 Haywood Rd	W. Asheville	178	7/16/2015	225966	631	7/16/2015	180	complete
Rathfarnham Circle	Arden	520	7/5/15 - 8/1/15	212218	631	7/23/2015	522	complete
26 Claxton Place	Asheville	121	7/29/2015	224709	631	7/29/2015	121	complete
418 Cedar Lane	Royal Pines	815	7/8/15 - 8/7/15	220605	647	8/6/2015	862	complete
Locust Court Rehab	Royal Pines	100	8/10/15-8/14/15	223590	647	8/17/2015	98	complete
Mount Claire Sewer Rehabilitation	Asheville	656	8/3/15-8/21/15	216742	631	8/21/2015	664	complete
New Salem Road Rehabilitation	Swannanoa	50	8/17/15-8/21/15	226294	647	8/18/2015	34	complete
4 Hawthorne Lane	Montford/Asheville	178	8/24/15 - 9/2/15	226596	631	9/2/2015	178	complete
355 Lakeshore Drive	N. Asheville	300	8/19/15 - 9/5/15	225006	647	9/4/2015	347	complete
Covington Street Improvements	W. Asheville	295	9/8/15-9/11/15	200349	631	9/4/2015	197	complete
83 Grayclyn Rd	Asheville	380	9/8/15-10/1/15	220546	647	9/24/2015	492	complete
Panola Street	Asheville	360	9/14/15 - 10/16/15	225178	631	10/9/2015	308	complete
316 Westover Dr	Asheville	775	10-19-15 - 11/1/15	228021	631	11/3/2015	890	complete
Robindale Ave	Asheville	850	9/25/15 - 11/20/15	45877	647	11/25/2015	875	complete
220 Jonestown Road Emergency Rehab	Woodfin	100	12/10/2015	229302	647	12/10/2015	100	complete
Winnfred Street	W. Asheville	420	11/11/15 - 12/18/15	208324	631	12/18/2015	598	complete
Weaverville Pump Station #1 Improvements	Weaverville	35	11/21/15 - 1/22/16	228575	647			construction 40% complete
Erwin Hills Road Sewer Extension	Leicester	1000	12/21/15 - 2/22/16	229332	631			ROW Clearing ongoing
Murdock at Edwin Place Sewer Improvements	Asheville	94	1/25/16 - 2/10/16	229951	647			ready for construction
Evelake Drive	Leicester	135	2/11/16 - 2/16/16	229959	647			ready for construction
Spears Avenue Rehabilitation	Asheville	300	2/17/16 - 2/20/16	225197	647			ready for construction
Hunt Hill Place	Asheville	786	2/23/16 - 3/22/16	46650	631			ready for construction
Fair Oaks Rd at Green Road (P/N 2009133)	Arden	1600	FY 15-16	229966	TBA			ready for construction
Celia Place at Bond Street	Asheville	526	FY 15-16	227752	TBA			ready for construction
School Road at Cranford Road	W. Asheville	360	FY 15-16	224943	TBA			ready for construction, MSD Project 2014084
Sareva Place	N. Asheville	863	FY 15-16	20330	TBA			ready for construction
Starnes Avenue at Broadway Street	Asheville	400	FY 15-16	208325	TBA			ready for construction
18 Crestland Road	Asheville	270	FY 15-16	46826	TBA			ready for construction
Carjen Avenue	N. Asheville	918	FY 15-16	20331	TBA			ready for construction
111 Compton Drive	Asheville	360	FY 15-16	228741	TBA			In design
School Road at Woodland	W. Asheville	350	FY 15-16	224993	TBA			In design
149 Weston Rd	Arden	210	FY 15-16	225004	TBA			In design
Seventh St	Black Mountain	200	FY 15-16	225198	TBA			In design
Biltmore Avenue at Bryson Street	Asheville	200	FY 15-16	225195	TBA			In design



CONSTRUCTION TOTALS BY DATE COMPLETED - Monthly

From 7/1/2015 to 11/30/2015

	Dig Ups	Emergency Dig Ups	Dig Up ML Ftg	Dig Up SL Ftg	Manhole Repairs	Taps Installed	ROW Ftg	IRS Rehab Ftg *	Const Rehab Ftg *	D-R Rehab Ftg *	Manhole Installs	Bursting Rehab Ftg *	Total Rehab Ftg *
July 2015	31	7	87	489	32	12	0	91	1116	408	13	1,057	2672
August 2015	27	7	89	427	13	11	6,757	377	307	280	18	1,378	2342
September 2015	32	7	186	743	29	25	10	348	219	479	11	735	1781
October 2015	42	7	226	1,023	18	21	190	202	137	182	5	126	647
November 2015	28	8	145	505	18	14	440	0	442	1504	16	261	2207
Grand Totals	160	36	733	3,186	110	83	7,397	1,018	2221	2853	63	3,557	9649

* Used to calculate Total Rehab Footage



PIPELINE MAINTENANCE TOTALS BY DATE COMPLETED - Monthly

July 01, 2015 to November 30, 2015

	Main Line Wash Footage	Service Line Wash Footage	Rod Line Footage	Cleaned Footage	CCTV Footage	Smoke Footage	SL-RAT Footage
2015							
July	98,340	1,112	3,630	101,970	35,280	18,250	7,999
August	65,325	1,906	7,190	72,515	24,728	0	13,969
September	79,795	1,645	9,498	89,293	32,353	4,579	17,664
October	38,126	2,363	4,810	42,936	31,243	14,600	21,241
November	42,038	1,966	6,174	48,212	29,033	0	17,487
Grand Total:	323,624	8,992	31,302	354,926	152,637	37,429	78,360
Avg Per Month:	64,725	1,798	6,260	70,985	30,527	7,486	15,672



CUSTOMER SERVICE REQUESTS

Monthly - All Crews

CREW	MONTH	JOBS	AVERAGE RESPONSE TIME	AVERAGE TIME SPENT
DAY 1ST RESPONDER				
	July, 2015	80	32	38
	August, 2015	110	31	45
	September, 2015	99	29	39
	October, 2015	98	32	52
	November, 2015	92	31	54
		479	31	46
NIGHT 1ST RESPONDER				
	July, 2015	14	19	25
	August, 2015	22	22	28
	September, 2015	23	21	29
	October, 2015	23	37	33
	November, 2015	27	29	33
		109	26	30
ON-CALL CREW *				
	July, 2015	28	39	46
	August, 2015	24	48	30
	September, 2015	30	45	51
	October, 2015	26	49	69
	November, 2015	31	49	40
		139	46	47
Grand Totals:		727	33	44

* On-Call Crew Hours: 10:30pm-7:30am Monday-Friday, Weekends, and Holidays

CAPITAL IMPROVEMENT PROGRAM

STATUS REPORT SUMMARY

January 13, 2016

PROJECT	LOCATION OF PROJECT	CONTRACTOR	AWARD DATE	NOTICE TO PROCEED	ESTIMATED COMPLETION DATE	*CONTRACT AMOUNT	*COMPLETION STATUS (WORK)	COMMENTS
HILLIARD AVENUE @ ASTON PARK	Asheville	Buckeye Bridge, LLC	8/19/2015	10/12/2015	3/10/2016	\$542,732.50	35%	Project is progressing well.
HENDERSONVILLE ROAD @ MILLS GAP ROAD	Asheville	TBD	TBD	TBD	TBD	TBD	0%	Project was bid on January 13th. Terry Brothers Construction Company is the apparent low bidder.
MELODY CIRCLE	Swannanoa	Terry Brothers	7/15/2015	8/3/2015	1/30/2016	\$954,087.50	85%	Mainline construction is complete.
NEW SALEM ROAD	Swannanoa	Terry Brothers	11/18/2015	1/12/2016	4/11/2016	\$474,362.00	0%	Preconstruction meeting was held on January 12th.
SHADOWLAWN DRIVE PHASE 2	Asheville	TBD	TBD	TBD	TBD	TBD	0%	Project was re-bid informally on January 4, 2016. Davis Grading, Inc. is the apparent low bidder.
SOUTH FRENCH BROAD INTERCEPTOR - GROUTING	Biltmore	Lake County Sewer Company	10/21/2015	1/4/2016	4/3/2016	\$503,599.00	5%	Bypass on lower 6,000 foot section is in place. Cleaning and grouting to start week of January 11, 2016.
WRF - INCINERATOR SYSTEM REHABILITATION AND EMISSIONS UPGRADES	Woodfin	Haren Construction Company	2/18/2015	3/25/2015	2/23/2016	\$4,624,000.00	95%	Incinerator is in full operation and working extremely well. Small detail work, final testing, some demolition, and cleanup still remain.
WRF - INCINERATOR BUILDING - MCC REPLACEMENT	Woodfin	Haren Construction Company	N/A	N/A	N/A	\$236,000.00	90%	This project is being done as part of the Incinerator Rehab project, via Change Order. Project is moving smoothly to a point where all devices are being powered from the designed location in the Motor Control Room. A lot of demolition remains as well as small detail work.
WRF - INFLUENT PUMP STATION REHABILITATION: AFD REPLACEMENT	Woodfin	M.B. Haynes	8/19/2015	10/5/2015	5/2/2016	\$428,370.00	50%	Pump #2 removed from service. New circuit breakers (3) have been installed and pump #2 has been rewired in the new configuration through the new AFD building. CITI and Allen Bradley scheduled for SCADA and Drive start up during the next two weeks.

*Updated to reflect approved Change Orders and Time Extensions

Planning & Development Project Status Report

Active Projects

January 20, 2015

#	Project Name	Project Number	Work Location	Units	LF	Pre-Construction Conference Date	Comments
1	Governor's Western Residence	2014100	Buncombe Co.	Comm.	636	7/22/2015	Final Inspection complete, awaiting close-out docs
2	Greenwood Park Phase 1	2014067	Weaverville	7	283	9/1/2015	Final Inspection complete, awaiting close-out docs
3	Rivermill Lofts Relocation	2014125	Asheville	254	314	8/21/2015	Waiting on final inspection
4	Givens Gerber Park	2014065	Buncombe Co.	260	357	8/7/2015	Waiting on final inspection
5	Hawthorne South	2014130	Asheville	250	400	8/7/2015	Waiting on final inspection
6	Ingles - Smokey Park Highway	2013135	Asheville	Comm.	1,289	4/11/2014	Waiting on final inspection
7	Conestee	2014149	Asheville	7	113	8/7/2015	Pre-con held, ready for construction
8	Audubon Apts. Phase 2	2014027	Buncombe Co.	86	16	5/27/2015	Waiting on final inspection
9	Hunt Hill Apartments	2013111	Asheville	180	1,729	3/5/2014	Waiting on final inspection
10	Rosebriar	2007005	Black Mountain	12	309	8/28/2014	Waiting on final inspection
11	Dilworth Apartments	2015001	Asheville	168	950	8/3/2015	Testing
12	Isaac Dickson School Relocation	2013033	Asheville	School	504	1/13/2014	Waiting on final inspection
13	Gibson Road (aka Four Seasons)	2014138	Asheville	3	137	9/11/2015	Final Inspection complete, awaiting close-out docs
14	Roberts Farm Phase 1	2015056	Black Mountain	250	1,165	7/29/2015	Installing
15	First Baptist Relocation	2015032	Asheville	Comm.	333	7/21/2015	Waiting on final inspection
16	Biltmore Lake Block "I"	2014128	Buncombe Co.	19	1,676	3/31/2015	Installing
17	Creekside Cottages	2014095	Buncombe Co.	7	504	3/12/2015	Waiting on final inspection
18	Crossings at Beaverdam	2014150	Woodfin	Comm.	119	2/18/2015	Waiting on final inspection
19	Creekside Village Phase 2	2014088	Weaverville	145	2,051	8/7/2015	Installing
20	Busbee Mountain	2007181	Asheville	9	580	9/29/2014	Ready for final inspection
21	Country Inn & Suites - Westgate	2014089	Asheville	Comm.	204	1/22/2015	Waiting on final inspection
22	Burk Street - Phase III	2014079	Asheville	7	111	11/20/2014	Final Inspection complete, awaiting close-out docs
23	Dillingham Woods	2014048	Asheville	27	375	3/4/2015	Installing
24	790 Riceville Road	2014078	Asheville	8	1,620	3/3/2015	Final Inspection complete, awaiting close-out docs
25	Ramble Block "E"	2015030	Buncombe Co.	22	1,357	7/29/2015	Waiting on final inspection
26	Haw Creek - Waters Road	2014086	Asheville	20	643	7/28/2015	Final Inspection complete, awaiting close-out docs
27	Asheville Middle School	2013125	Asheville	School	214	9/30/2014	Waiting on final inspection
28	Robinhood Relocation	2013107	Asheville	5	230	7/23/2015	Testing
29	Lakeside Meadows	2013067	Weaverville	25	1,096	1/16/2015	Punch-list pending
30	Crest Mountain Phase 3B	2013041	Woodfin	69	1,329	10/15/2013	Waiting on final inspection
31	Evolve Mountain View	2013105	Asheville	148	347	10/21/2014	Final Inspection complete, awaiting close-out docs
32	26 Carl Alwin Place	2014091	Buncombe Co.	Comm.	246	5/1/2015	Final Inspection complete, awaiting close-out docs
33	Bojangles - Smokey Park	2014124	Buncombe Co.	Comm.	382	8/18/2015	Testing
34	Pisgah View Subdivision	2015120	Buncombe Co.	6	176	9/11/2015	Final Inspection complete, awaiting close-out docs
35	Serenity Falls Subdivision	2015055	Woodfin	45	2,583	9/18/2015	Installing
36	Long Shoals Village Ph. 1 (Bojangles)	2015103	Buncombe Co.	Comm.	535	10/23/2015	Testing
37	Amboy Overlook	2014136	Asheville	19	899	10/20/2015	Installing
38	Bowen Estates	2015064	Asheville	4	178	10/13/2015	Pre-con held, ready for construction
39	Craggy Park	2014164	Asheville	45	1,935	10/23/2015	Installing
40	Pinnacle at Arabella Heights	2006277	Buncombe Co.	28	482	11/10/2015	Testing
41	Settings at Black Mountain	2008016	Black Mountain	30	907	11/13/2015	Installing
42	Cottages at Kenilworth	2015107	Asheville	12	454	12/1/2015	Pre-con held, ready for construction
43	A.B. Tech Fernihurst Relocation	2014061	Asheville	Comm.	697	4/8/2014	TCO, waiting closeout decision and documents
44	Springside Road Townhomes	2015006	Asheville	3	120	12/15/2015	Pre-con held, ready for construction
45	Mallard Run Phase II	2015090	Buncombe Co.	37	1,217	10/13/2015	Installing
			TOTAL		2,217	31,802	