

BOARD OF THE METROPOLITAN SEWERAGE DISTRICT
March 21, 2018

1. Call to Order and Roll Call:

The regular monthly meeting of the Metropolitan Sewerage District Board was held in the Boardroom of MSD's Administration building at 2:00 pm Wednesday, March 21, 2018. Chairman VeHaun presided with the following members present: Ashley, Bryson, Holland, Kelly, Manheimer, Pelly, Pressley, Watts and Wisler. Frost and Root were absent.

Others present were: Thomas E. Hartye, PE, General Manager; William Clarke, General Counsel; Mike Bryant with the NC League of Municipalities; Ed Bradford, Hunter Carson, Scott Powell, Ken Stines, Mike Stamey, Matthew Walter, Jim Hemphill, Peter Weed, Angel Banks, Spencer Nay and Pam Nolan, MSD.

2. Inquiry as to Conflict of Interest:

Mr. VeHaun asked if there were any conflicts of interest with the agenda items. No conflicts were reported.

3. Approval of Minutes of the February 21, 2018 Board Meeting:

Mr. VeHaun asked if there were any changes to the Minutes of the February 21, 2018 Board Meeting. Mr. Kelly moved for approval of the minutes as presented. Mr. Watts seconded the motion. Voice vote in favor of the motion was unanimous.

4. Discussion and Adjustment of Agenda:

None.

5. Informal Discussion and Public Comment:

Mr. VeHaun welcomed Mike Bryant. There was no public comment.

6. Report of General Manager:

Mr. Hartye reported that attached is an e-mail from Carolyn Snipes expressing her appreciation for the response from Mitch Hawes and Jamie Foxx.

Mr. Hartye reported that attached is an AC-T article on the interceptor lining project that MSD is performing on the Biltmore Estate. He presented some pictures and explained that MSD is lining the 36" interceptor, consisting of approximately 6,600 LF. Much of this interceptor from the south and north has been upgraded but not the section in the Estate. This interceptor is in good structural condition and

mainly leaking in joints so it is being lined to make it viable again and it will last for many years. However, it won't be appropriate for the next 50 years or further. Therefore, MSD is going to be designing and constructing a new interceptor to run alongside this relief interceptor. These projects will be covered more in the CIP Meeting in April.

Mr. Hartye presented some pictures of the on-going work at the plant and stated that some areas have been demolished and new facilities put in. This job will last through the end of the year with another project following right behind it.

Mr. Hartye reported that as part of developing the preliminary budget, the CIP Committee will meet on April 24th at 8:30 am to update the Ten-Year CIP and approve the FY 2019 Construction Fund. The Personnel Committee will also meet on April 24th, possibly at 11 am, to consider Cost of Living/Merit pay and Benefit Allocations (i.e. Self-Funded Medical and Dental Program). A notice will be sent out when a firm time is established. The Finance Committee will meet May 3rd to consider a Preliminary Budget with an updated 10 year Business Plan which will incorporate recommendations from the other Committees. Mr. Hartye strongly suggested that Board Members attend the Finance Committee Meeting. This year there will be some major projects (over \$100 million) moved into the 10 year CIP including a large plant project and some major interceptor rehabilitation.

Mr. Hartye reported that the next regular Board meeting will be held on April 18th at 2 pm. The next Right of Way Committee meeting will be held on March 28th at 9 am.

7. Consolidated Motion Agenda:

a. Consideration of Developer Constructed Sewer Systems: Biltmore Lake Block D2-E; Franklin School of Innovation; Thoms Estate Ph. 3B-4; West Skyland Circle:

Mr. Hartye reported that the Biltmore Lake Block D2-E project is located inside the District boundary off Enka Lake Road and included extending approximately 3,274 linear feet of 8-inch public gravity sewer to serve the 19 unit residential development.

Mr. Hartye reported that the Franklin School of Innovation project is located off of Sardis Road and included extending approximately 320 linear feet of 8-inch public gravity sewer to serve the school campus.

Mr. Hartye reported that the Thoms Estate Ph. 3B-4 project is located off Elk Mountain Scenic Highway and included extending approximately 4,270 linear feet of 8-inch public gravity sewer to serve the 57 units for this phase of the single family residential development.

Staff recommends acceptance of the aforementioned developer constructed sewer systems. All MSD requirements have been met.

Mr. Hartye reported that the West Skyland Circle project is located in Woodfin and included extending approximately 275 linear feet of 8-inch public gravity sewer to serve the 3 unit single family residential development. MSD also participated in this project. Only 60 feet of the sewer extension was needed for their development. The remaining 215 feet was part of an in-house private sewer rehabilitation project. Based on the developer's actual construction cost, the total reimbursement amount is \$19,389.09.

Staff recommends acceptance of this developer constructed sewer system and authorization of payment in the amount of \$19,389.09 to the developer for the MSD Cost Participation Program. All MSD requirements have been met.

c. Cash Commitment/Investment Report Month ended January, 2018:

Mr. Powell reported that Page 19 presents the makeup of the District's Investment Portfolio. There has been no change in makeup of the portfolio from the prior month. Page 20 presents the MSD investment managers report for the month of January. The weighted average maturity of the investment portfolio is 110 days. The yield to maturity is 1.41% and is exceeding our benchmark of the North Carolina Capital Management Trust government portfolio. It does not exceed the bench mark of the 6 month T-Bill. Page 21 presents the District's analysis of cash receipts. Domestic User Fees are considered reasonable based on timing of cash receipts and historical trends. Industrial user fees are considered reasonable taking into consideration a temporary increase in revenue from one industrial user. Facility and tap fees are above budgeted expectations due to receiving \$1.1 million from three developers. Page 22 presents the District's analysis of expenditures. O&M, Debt Service and Capital Project expenditures are considered reasonable based on historical trends and timing of capital projects. Page 23 presents MSD's Variable Debt Service report for the month of February. The 2008 A Series is performing better than budgeted expectations. As of the end of February, the issue has saved the District rate payers approximately \$5.3 million in debt service since April, 2008. There were no questions pertaining to this item.

With no further discussion, Mr. VeHaun called for a motion to approve the Consolidated Motion Agenda. Mr. Watts moved. Ms. Wisler seconded the motion. Roll call vote was as follows: 10 ayes; 0 Nays.

9. Old Business:

None

10. New Business:


At 2:16 pm, Mr. Watts moved the Board go into closed session to consult with attorney to preserve attorney-client privilege. Mr. Pelly seconded the motion. Voice vote in favor of the motion was unanimous.

At approximately 2:31 pm, the Board went back into open session.

Minutes
March 21, 2018
Page Four

11. Adjournment:

With no further business, Mr. VeHaun called for adjournment at 2:32 pm.


Jackie W. Bryson, Secretary/Treasurer

MSD

Regular Board Meeting

Metropolitan Sewerage District
of Buncombe County, NC

AGENDA FOR 3/21/18

✓	Agenda Item	Presenter	Time	
	Call to Order and Roll Call	VeHaun	2:00	
	01. Inquiry as to Conflict of Interest	VeHaun	2:05	
	02. Approval of Minutes of the February 21, 2018 Board Meeting	VeHaun	2:10	
	03. Discussion and Adjustment of Agenda.	VeHaun	2:15	
	04. Informal Discussion and Public Comment	VeHaun	2:20	
	05. Report of General Manager	Hartye	2:25	
	06. Consolidated Motion Agenda	Hartye	2:35	
	a. Consideration of Developer Constructed Sewer Systems – Biltmore Lake Block D2-E ; Franklin School of Innovation ; Thoms Estate Ph. 3B-4 ; West Skyland Circle	Hartye		
	b. Cash Commitment/Investment Report – Month ended January, 2018	Powell		
	08. Old Business:	VeHaun	3:00	
	09. New Business:	VeHaun	3:10	
	10. Adjournment: (Next Meeting 4/18/18)	VeHaun	3:15	
	STATUS REPORTS			

BOARD OF THE METROPOLITAN SEWERAGE DISTRICT
February 21, 2018

1. Call to Order and Roll Call:

The regular monthly meeting of the Metropolitan Sewerage District Board was held in the Boardroom of MSD's Administration building at 2:00 pm Wednesday, February 21, 2018. Chairman VeHaun presided with the following members present: Ashley, Bryson, Frost, Holland, Kelly, Manheimer, Pelly, Pressley, Watts and Wisler. Root was absent.

Others present were: Thomas E. Hartye, PE, General Manager; William Clarke, General Counsel; Forrest Westall with McGill Associates; Joseph Martin with Woodfin Sanitary Water and Sewer District; Jerry Rice; Ed Bradford, Scott Powell, Ken Stines, Mike Stamey, Matthew Walter, Jim Hemphill, Peter Weed, Angel Banks, Spencer Nay and Pam Nolan, MSD.

2. Inquiry as to Conflict of Interest:

Mr. VeHaun asked if there were any conflicts of interest with the agenda items. No conflicts were reported.

3. Approval of Minutes of the January 17, 2018 Board Meeting:

Mr. VeHaun asked if there were any changes to the Minutes of the January 17, 2018 Board Meeting. Mr. Watts moved for approval of the minutes as presented. Ms. Bryson seconded the motion. Voice vote in favor of the motion was unanimous.

4. Discussion and Adjustment of Agenda:

None.

5. Informal Discussion and Public Comment:

Mr. VeHaun reported that Jim Holland has been appointed to replace Jon Creighton, representing Buncombe County and called on Mr. Holland for comment. Mr. Holland stated that he is the Assistant County Manager for Buncombe County and has been with the County for 27 years, mostly in Health and Human Services. Mr. Holland further stated that that he is excited to be a part of the MSD Board. Mr. VeHaun welcomed Mr. Holland and presented him with a manhole hook.

Mr. VeHaun welcomed Jerry Rice and Joe Martin. Mr. VeHaun then called for public comment. There was no public comment.

6. Report of General Manager:

Mr. Hartye reported that attached is a letter from Linda Bickers of Swannanoa expressing her appreciation. Thanks to R.L. Haynes and all of the in-house construction crews for a job well done.

Mr. Hartye reported that attached is a transcription of a call received from Barbara Moore of Ridgecrest expressing her appreciation. Thanks to Grady Brooks and Billy Cantrell.

Mr. Hartye reported that MSD has once again received the Distinguished Budget Presentation Award from the Government Finance Officers Association (GFOA) for the Fiscal Year 2018 Budget. Many thanks to the great effort put forth by Teresa Gilbert and Scott Powell.

Mr. Hartye reported that he attended a County Commissioner's Meeting held yesterday (February 20, 2018) and heard a presentation from Representative Chuck McGrady. There was mention of MSD and the Cane Creek issue, but the primary discussion had to do with the Committee formed by the legislature to Study Rates and Transfer/Public Enterprises. Representative McGrady explained the work of the Committee. The Committee met on February 12, 2018 in Raleigh and heard presentations from the UNC School of Government, the Department of Environmental Quality and the State Treasurer. Mr. Hartye reported that he felt the intent of Representative McGrady was to try to separate the idea of a takeover of Asheville water from the Study Committee. Representative McGrady will be writing a letter to all of the Boards concerning the Cane Creek issue.

Mr. Hartye reported that the next regular Board meeting will be held on March 21st at 2 pm. The next Right of Way Committee meeting will be held on March 28th at 9 am.

7. Report of Committees:

- a. Mr. Kelly reported that the Right of Way Committee met on January 24, 2018 and made recommendations, all of which are routine and included in this Board package.

8. Consolidated Motion Agenda:

a. Consideration of Condemnation - Fairway Drive Sanitary Sewer Rehabilitation Project:

Mr. Hartye reported that Staff and Right of Way Committee recommend authority to obtain appraisal and proceed with condemnation, if necessary.

b. Consideration of Compensation Budget - Christian Creek Interceptor:

Mr. Hartye reported that Staff and Right of Way Committee recommend approval of this compensation budget

c. Consideration of Bids - Mountain View Road Sewer Rehabilitation:

Mr. Hartye reported that this project is located in the Haw Creek area of East Asheville and consists of replacing problematic six-inch and eight-inch clay lines which are in poor condition. Approximately 1,734 LF of 8-inch DIP will

replace the old lines. The project was advertised and three bids were received on February 1, 2018 as follows: NHM Constructors in the amount of \$521,358.00; Graham County Land Company in the amount of \$514,370.00 and Thomas Construction Company in the amount of \$490,112.00. The apparent low bidder is Thomas Construction Company with a bid amount of \$490,112.00. The FY 17-18 Construction Budget is \$435,000.00. Staff believes the bids represent the current value for the work to be performed. Terry Brothers Construction did not submit a bid on this project and since they were out of contention the bids are a bit higher. The overage on this project can be made up from prior jobs which have come in under construction budget. Staff recommends award of this contract to Thomas Construction Company in the amount of \$490,112.00, subject to review and approval by District Counsel.

d. Second Quarter Budget to Actual FY18:

Mr. Powell reported that Page 27 presents the District's Second Quarter Budget to Actual Review and Expenditure Report. Domestic Revenue is at budget expectations. Industrial Revenue is trending better than budgeted expectations due to a temporary increase in revenue from one industrial user. Facility and Tap Fees are above budgeted expectations due to receiving approximately \$1.1 million from three developers in the fiscal year. Interest and miscellaneous income are above budgeted expectations. O&M expenditures are at 54% of budget which is a little bit higher than what they should be at 50%. This is due to encumbered amounts of approximately \$700,000.00 which will be spent in future periods throughout the year. Bond principal and interest expenditures are reflected at 50%. This will aid the user to properly assess debt service commitments on a budgetary perspective. Actual amount spent as of the end of the second quarter is 21.35%. This is due to the timing of the District's debt service payments. Amounts budgeted for capital equipment and capital projects are rarely expended proportionately throughout the year. Due to the timing of capital projects, this amount is considered reasonable.

e. Cash Commitment/Investment Report Month ended December, 2017:

Mr. Powell reported that Page 30 presents the makeup of the District's Investment Portfolio. There has been no change in makeup of the portfolio from the prior month. Additionally, the makeup of the District's Investment Portfolio is in accordance with the District's Investment Policy. Page 31 presents the MSD investment managers report for the month of December. The weighted average maturity of the investment portfolio is 113 days. The yield to maturity is 1.31% and exceeds the benchmark of the North Carolina Capital Management Trust government portfolio. It does not exceed the bench mark of the 6 month T-Bill. That is due to the nature of the District being in a rising rate environment. The 6 month T-bill is trending about 16-18 basis point increase a month. For MSD to extend our portfolio is probably not the wisest thing to do at this point in time. There will be a Finance Committee Meeting held in March to discuss the Investment Policy. Page 28 presents MSD's Variable Debt Service report for the month of January. The 2008 A Series bonds are

performing better than budgeted expectations. As of the end of January these issues have saved the District rate payers approximately \$5.3 million in debt service since April, 2008. There were no questions pertaining to this item.

With no further discussion, Mr. VeHaun called for a motion to approve the Consolidated Motion Agenda. Mr. Kelly moved. Mr. Watts seconded the motion. Roll call vote was as follows: 11 ayes; 0 Nays.

9. Old Business:

None

10. New Business:

Mr. Hartye reported on the Status Reports which are included at the back of the monthly board package. The In-House Construction report shows current, upcoming and completed projects for System Services who try to complete approximately 20,000 LF per fiscal year. The Construction Totals by Date Completed shows in-house construction status for dig ups, emergency dig ups, manhole repairs, etc. broken down by month. The Pipeline Maintenance Totals by Date Completed shows amounts of footage washed, rodded, cleaned, etc. by month. The Customer Service Requests report shows how many requests have been received, average response time and average time spent. On an average basis, response time is 30 minutes to get someone to a customer. The District is proud of this response time. The Right of Way Quarterly Summary shows status of open projects. The CIP Status Report Summary shows the status of open contracted projects and involves both the collection system jobs and treatment plant jobs. The Planning & Development Project Status Report is fairly robust due to all of the development work. This report shows name, size, linear footage and comments and is arranged by area and by zip code.

11. Adjournment:

With no further business, Mr. VeHaun called for adjournment at 2:18 pm.

Jackie W. Bryson, Secretary/Treasurer



MEMORANDUM

TO: MSD Board
FROM: Thomas E. Hartye, P.E., General Manager
DATE: March 16, 2018
SUBJECT: Report from the General Manager

- Kudos
 - Attached is an email from Carolyn Snipes expressing her appreciation for the response from Mitch Hawes and Jamie Foxx.

- Biltmore Estate Project

Attached is an AC-T article on the interceptor lining project that MSD is performing on the Biltmore Estate.

- FY 2019 Budget Process and Committee Meetings

As a part of developing this preliminary budget, the CIP Committee will meet on April 24th to consider an update of the Ten-Year Capital Improvement Program and the FY 2019 Construction Fund Budget. The Personnel Committee will also meet on April 24th to consider Cost of Living/ Merit pay and Benefit Allocations (i.e. Self-Funded Medical & Dental Program). The Finance Committee will meet May 3rd to consider a Preliminary Budget with an updated 10 year Business Plan which will incorporate the recommendations from the other Committees along with the proposed FY19 Operating Budget and Sewer Rates.

- Board/Committee Meetings/Events

The next Regular Board Meeting will be held on April 18th at 2 pm. The next Right of Way Committee meeting will be held on March 28th at 9 am.

From: Carolyn Snipes
Sent: Tuesday, January 16, 2018 10:29 AM
To: Banks, Angel

Yes, that works.

By the way, my main sewer line to my house failed on Sunday morning. An MSD crew came out to see if the problem was within the main line (it wasn't). I just want to let you know that the men who came out on Sunday afternoon were great. It was Mitch and one other man whose name escapes me. My boys were so excited and curious to learn about the system and the truck. They answered all their questions and were very professional and kind.

I hope you had a great weekend!

Carolyn Clark Snipes

A reader asks why a large black pipeline is above ground on the Biltmore Estate, between the lagoon and the French Broad River. Wochit



(Photo: John Boyle/jboyle@citizen-times.com)

CONNECT | TWEET | LINKEDIN | COMMENT | EMAIL | MORE

Today's batch of burning questions, my smart-aleck answers and the real deal:

Question: What is the Biltmore Estate doing down near the French Broad River near the lagoon? There's a large, black pipe lying on the ground near the river, running for several hundred yards. Also, a

bunch of trucks and machinery are at one end, right near the river. What are they doing? How long will it take?

My answer: I had no idea the estate's wine production had gotten so huge.

Real answer: This is part of a regular maintenance program conducted by the Metropolitan Sewerage District, not the estate.

"We're lining the old (sewer) pipe with a new liner," said Mike Stamey, construction director at MSD. "We're doing about 6,600 feet each winter."

The highly visible, large black rubbery pipe, made of high-density polyethylene, is actually a sewer bypass pipe.

"When we put the liner in, we're bypassing the flow," Stamey said. "That's the bypass pump line for the sewers."

The pipe that's visible runs along the gravel road between the lagoon and the French Broad River. It's about 1,000 feet.

The 36-inch diameter, permanent pipe getting a new lining is concrete and dates to the 1960's. The liner is injected as a liquid and hardens into a "fiberglass blanket," Stamey said.

While the main pipe obviously runs through the 8,000-acre estate, it services a much larger area.



The Metropolitan Sewerage District is putting a new liner in a 36-inch sewer line that runs along the French Broad River through the Biltmore Estate. The large black line above ground is a temporary rerouting of the main line. (Photo: John Boyle/jboyle@citizen-times.com)

"That line carries all the sewage from South Asheville and Cane Creek," Stamey said. "It follows the river all the way up."

That would be up to the MSD treatment plant in Woodfin.

The MSD crew has been on site for about a month and a half and should finish this year's maintenance work by the end of March. MSD is doing the work now because it's the slow season on the estate.

Metropolitan Sewerage District of Buncombe County

Board Action Item

BOARD MEETING DATE: March 21, 2018

SUBMITTED BY: Tom Hartye, P.E. - General Manager

REVIEWED BY: Ed Bradford, P.E. - Engineering Director

PREPARED BY: Kevin Johnson, P.E. - Planning & Development Manager

SUBJECT: Acceptance of Developer Constructed Sewer System for Biltmore Lake Block D2-E, MSD Project No. 2016243

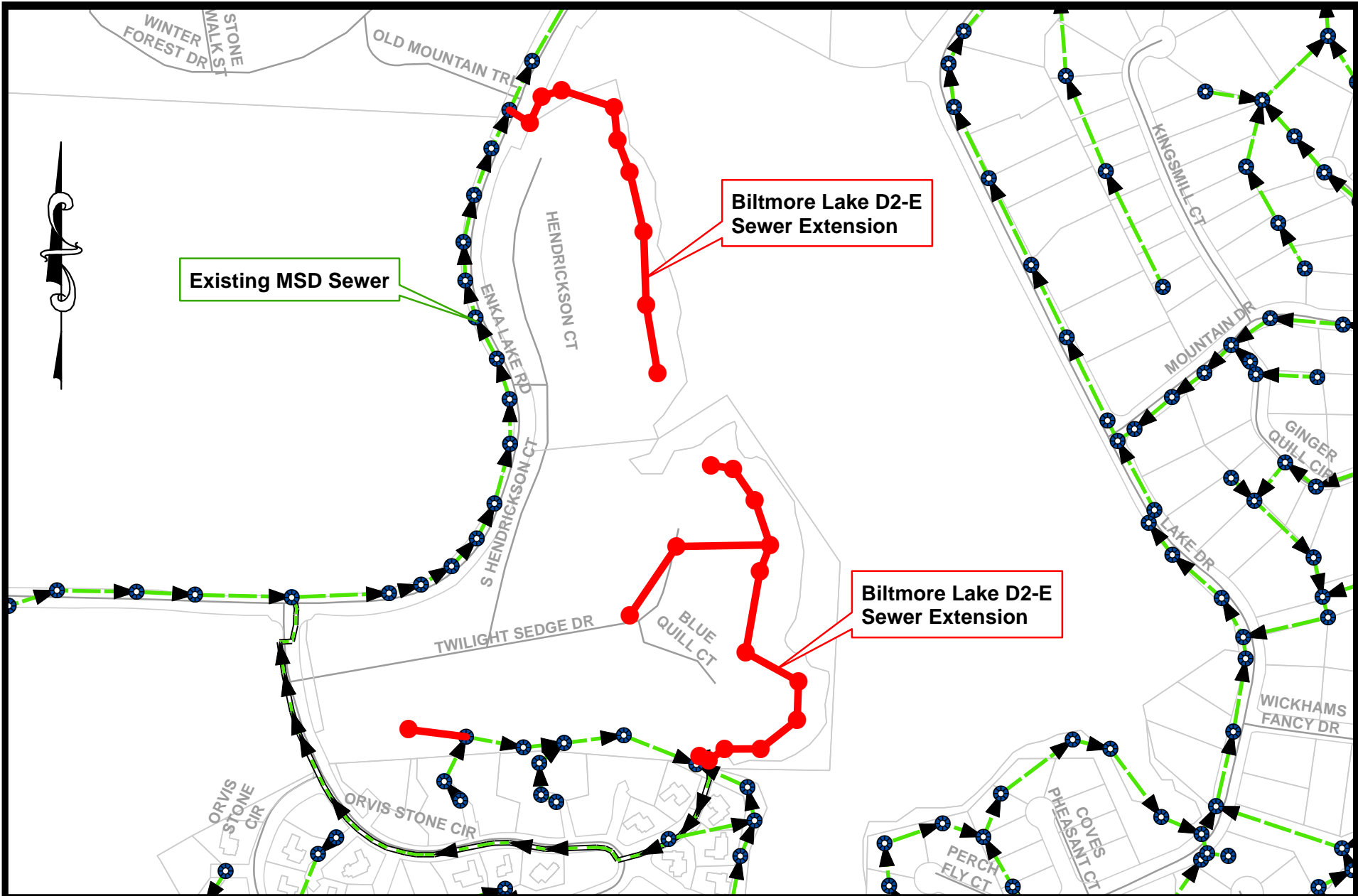
BACKGROUND: This project is located inside the District boundary off Enka Lake Road in Buncombe County. The developer for this project is Lee Thomason of Biltmore Lake, LLC.

The project included extending approximately 3,274 linear feet of 8-inch public gravity sewer to serve the nineteen (19) units for this phase of the single family residential development.

A wastewater allocation was issued in the amount of 5,700 GPD for the project. The estimated cost of the sewer construction is \$220,000.00.

All MSD requirements have been met.

STAFF RECOMMENDATION: Staff recommends acceptance of this developer constructed sewer system.



Existing MSD Sewer

Biltmore Lake D2-E Sewer Extension

Biltmore Lake D2-E Sewer Extension



MSD
Engineering Division

**Biltmore Lake D2-E Sewer Extension
MSD Project # 2016243**

Metropolitan Sewerage District of Buncombe County

3/09/18

Metropolitan Sewerage District of Buncombe County

Board Action Item

BOARD MEETING DATE: March 21, 2018

SUBMITTED BY: Tom Hartye, P.E. - General Manager

REVIEWED BY: Ed Bradford, P.E. - Engineering Director

PREPARED BY: Kevin Johnson, P.E. - Planning & Development Manager

SUBJECT: Acceptance of Developer Constructed Sewer System for Franklin School of Innovation, MSD Project No. 2014096

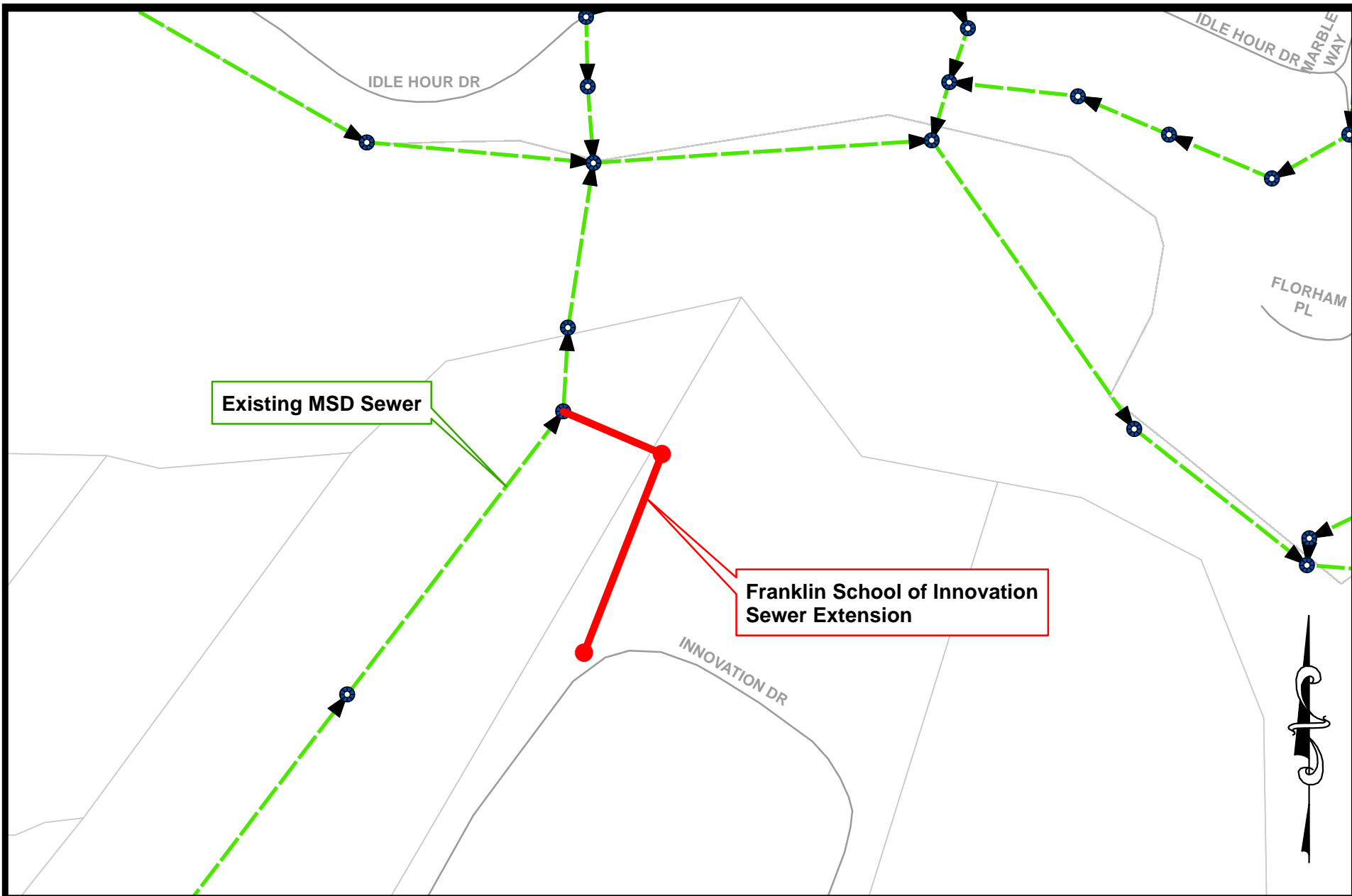
BACKGROUND: This project is located inside the District boundary off Sardis Road in Buncombe County. The developer for this project is Lara Nolletti of 231 Sardis, LLC.

The project included extending approximately 320 linear feet of 8-inch public gravity sewer to serve the school campus.

A wastewater allocation was issued in the amount of 11,040 GPD for the project. The estimated cost of the sewer construction is \$37,475.00.

All MSD requirements have been met.

STAFF RECOMMENDATION: Staff recommends acceptance of this developer constructed sewer system.



MSD
Engineering Division

Franklin School of Innovation Sewer Extension MSD Project # 2014096

Metropolitan Sewerage District of Buncombe County

3/09/18

Metropolitan Sewerage District of Buncombe County

Board Action Item

BOARD MEETING DATE: March 21, 2018

SUBMITTED BY: Tom Hartye, P.E. - General Manager

REVIEWED BY: Ed Bradford, P.E. - Engineering Director

PREPARED BY: Kevin Johnson, P.E. - Planning & Development Manager

SUBJECT: Acceptance of Developer Constructed Sewer System for Thoms Estate Phase 3B & 4, MSD Project No. 2013052

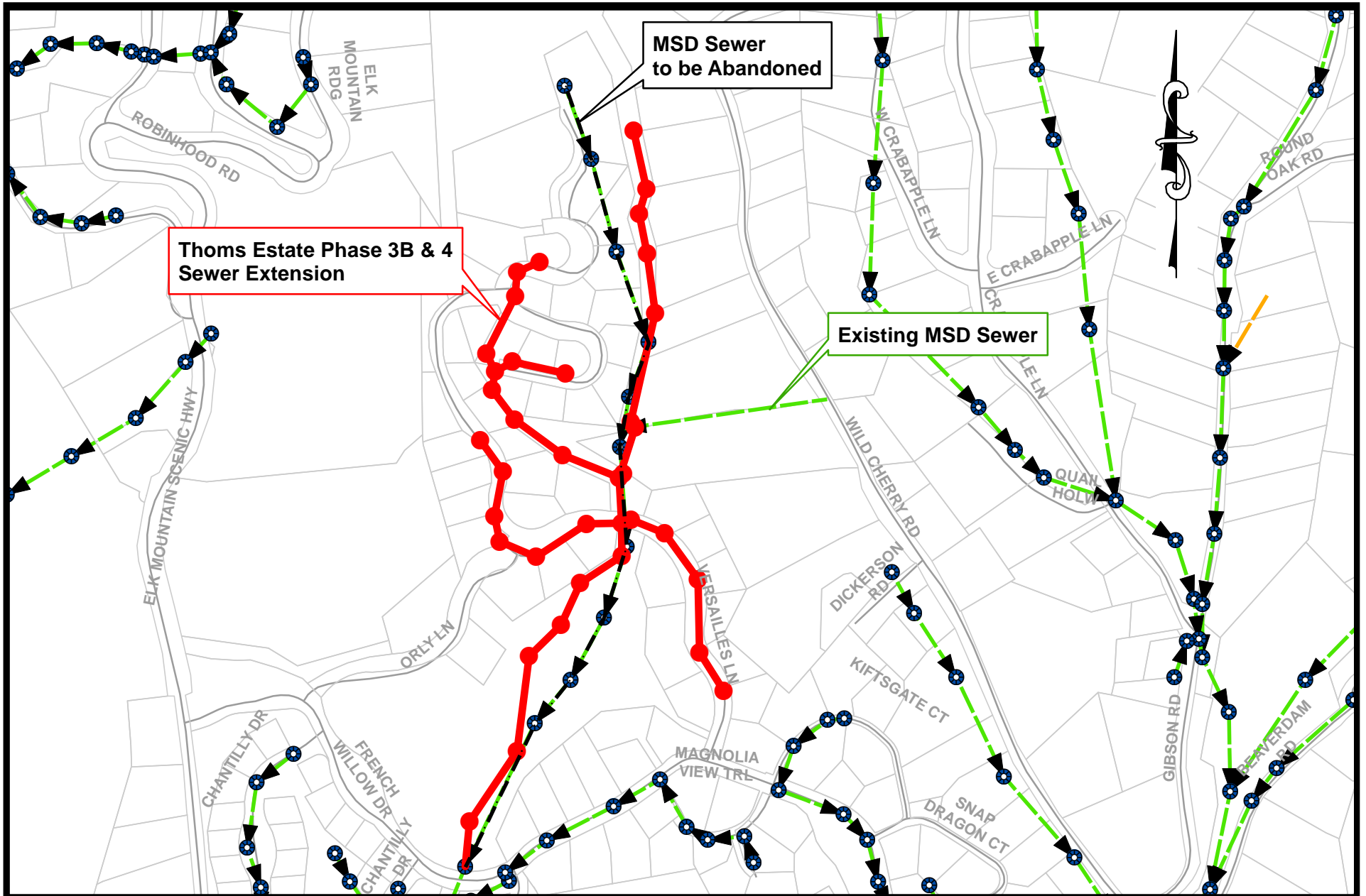
BACKGROUND: This project is located inside the District boundary off Elk Mountain Scenic Highway in the City of Asheville. The developer for this project is Kevin Reese of Gated Communities of Asheville, LLC.

The project included extending approximately 4,270 linear feet of 8-inch public gravity sewer to serve the fifty-seven (57) units for this phase of the single family residential development.

A wastewater allocation was issued in the amount of 17,100 GPD for the project. The estimated cost of the sewer construction is \$243,216.50.

All MSD requirements have been met.

STAFF RECOMMENDATION: Staff recommends acceptance of this developer constructed sewer system.



MSD
Engineering Division

**Thoms Estate Phase 3B & 4 Sewer Extension
MSD Project # 2013052**

Metropolitan Sewerage District of Buncombe County

3/09/18

Metropolitan Sewerage District of Buncombe County

Board Action Item

BOARD MEETING DATE: March 21, 2018

SUBMITTED BY: Tom Hartye, P.E. - General Manager

REVIEWED BY: Ed Bradford, P.E. - Engineering Director

PREPARED BY: Kevin Johnson, P.E. - Planning & Development Manager

SUBJECT: Acceptance of Developer Constructed Sewer System for West Skyland Circle, MSD Project No. 2016083

BACKGROUND: This project is located inside the District boundary off West Skyland Circle in Buncombe County. The developer for this project is Gus Katsigiannis.

The project included extending approximately 275 linear feet of 8-inch public gravity sewer to serve the three (3) unit single family residential development.

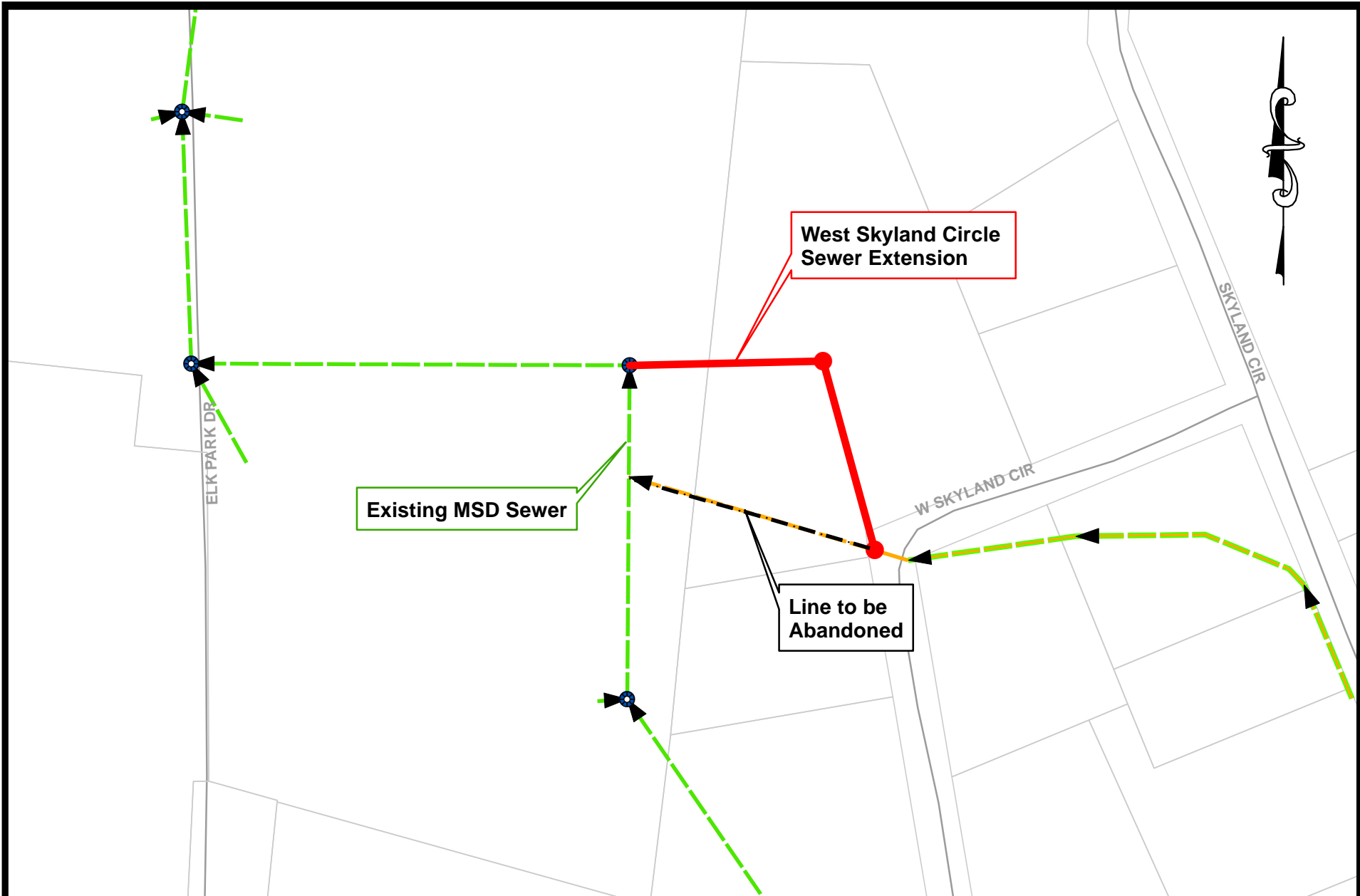
Only 60 feet of the sewer extension was needed to serve the development. The remaining 215 feet is part of an in-house private sewer rehabilitation project (West Skyland Circle, MSD Project Number 2017191), which benefitted MSD. The cost participation worksheet calculated 100% participation for the portion required for the MSD rehabilitation. Based on the developer's actual construction costs, the total reimbursement amount is \$19,389.09.

A wastewater allocation was issued in the amount of 900 GPD for the project. The total estimated cost of the sewer construction is \$24,800.00.

All MSD requirements have been met.

FISCAL IMPACT: Sufficient funds are available in the CIP Contingency for the reimbursement to the developer.

STAFF RECOMMENDATION: Staff recommends acceptance of this developer constructed sewer system and authorization of payment in the amount of \$19,389.09 to the developer for the MSD Cost Participation Program.



MSD
Engineering Division

West Skyland Circle Sewer Extension MSD Project # 2016083

Metropolitan Sewerage District of Buncombe County

3/09/18

Metropolitan Sewerage District of Buncombe County

BOARD INFORMATIONAL ITEM

Meeting Date: March 21, 2018

Submitted By: Thomas E. Hartye, PE., General Manager

Prepared By: W. Scott Powell, CLGFO, Director of Finance
Cheryl Rice, Accounting Manager

Subject: Cash Commitment/Investment Report-Month Ended January 31, 2018

Background

Each month, staff presents to the Board an investment report for all monies in bank accounts and specific investment instruments. The total investments as of January 31, 2018 were \$79,269,734. The detailed listing of accounts is available upon request. The average rate of return for all investments is 0.968%. These investments comply with North Carolina General Statutes, Board written investment policies, and the District's Bond Order.

The attached investment report represents cash and cash equivalents as of January 31, 2018 do not reflect contractual commitments or encumbrances against said funds. Shown below are the total investments as of January 31, 2018 reduced by contractual commitments, bond funds, and District reserve funds. The balance available for future capital outlay is \$40,434,129.

Total Cash & Investments as of 01/31/2018		79,269,734
Less:		
Budgeted Commitments (Required to pay remaining FY18 budgeted expenditures from unrestricted cash)		
Construction Funds	(19,029,092)	
Operations & Maintenance Fund	<u>(7,693,690)</u>	
		(26,722,782)
Bond Restricted Funds		
Bond Service (Funds held by trustee):		
Funds in Principal & Interest Accounts	(32,748)	
FY18 Principal & Interest Due	<u>(6,624,598)</u>	
		(6,657,346)
District Reserve Funds		
Fleet Replacement	(724,091)	
Pump Replacement	(50,057)	
WWTP Replacement	(463,958)	
Maintenance Reserve	<u>(966,962)</u>	
		(2,205,068)
District Insurance Funds		
General Liability	(373,255)	
Worker's Compensation	(270,272)	
Post-Retirement Benefit	(1,715,328)	
Self-Funded Employee Medical	<u>(891,554)</u>	
		(3,250,409)
Designated for Capital Outlay		<u><u>40,434,129</u></u>

Staff Recommendation

None. Information Only.

Action Taken

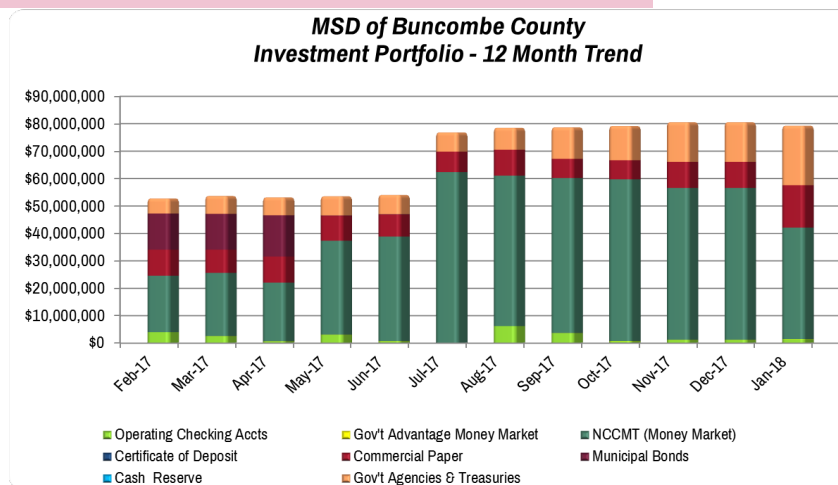
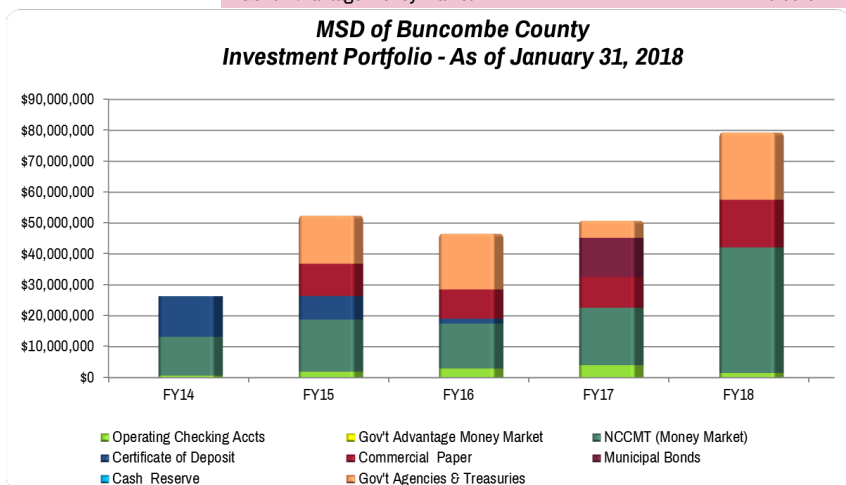
Motion by:	to	Approve
Second by:		Table
Other:		Disapprove
Follow-up Required:	Person Required:	Send to Committee
		Deadline:

Metropolitan Sewerage District of Buncombe County Investment Portfolio

Board Meeting: March 21, 2018
Subject: Cash Commitment/Investment Report-Month Ended January 31, 2018
 Page -2-

	Operating Checking Accounts	Gov't Advantage Money Market	NCCMT (Money Market)	Certificate of Deposit	Commercial Paper	Municipal Bonds	Cash Reserve	Gov't Agencies & Treasuries	Total
Held with Bond Trustee	\$ -	\$ -	\$ 6,613,841	\$ -	\$ -	\$ -	\$ -	\$ -	\$ 6,613,841
Held by MSD	1,427,651	46,676	34,029,570	-	15,447,932	-	-	21,704,064	72,655,893
	\$ 1,427,651	\$ 46,676	\$ 40,643,411	\$ -	\$ 15,447,932	\$ -	\$ -	\$ 21,704,064	\$ 79,269,734

Investment Policy Asset Allocation	Maximum Percent	Actual Percent	
U.S. Government Treasuries, Agencies and Instrumentalities	100%	27.38%	No significant changes in the investment portfolio as to makeup or total amount.
Bankers' Acceptances	20%	0.00%	
Certificates of Deposit	100%	0.00%	The District 's YTM of 1.41% is exceeding the YTM benchmark of the NCCMT Government Portfolio.
Commercial Paper	20%	19.49%	
Municipal Bonds	100%	0.00%	
North Carolina Capital Management Trust	100%	51.27%	
Checking Accounts:	100%		All funds invested in CD's, operating checking accounts, Gov't Advantage money market are fully collateralized with the State Treasurer.
Operating Checking Accounts		1.80%	
Gov't Advantage Money Market		0.06%	



Board Meeting: March 21, 2018

Subject: Cash Commitment/Investment Report-Month Ended January 31, 2018

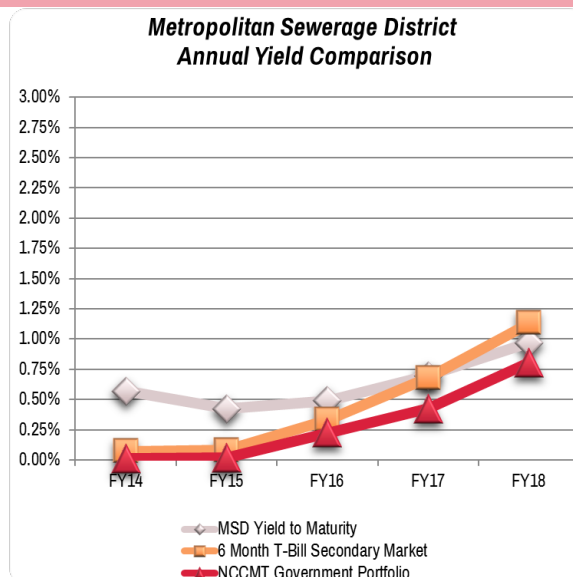
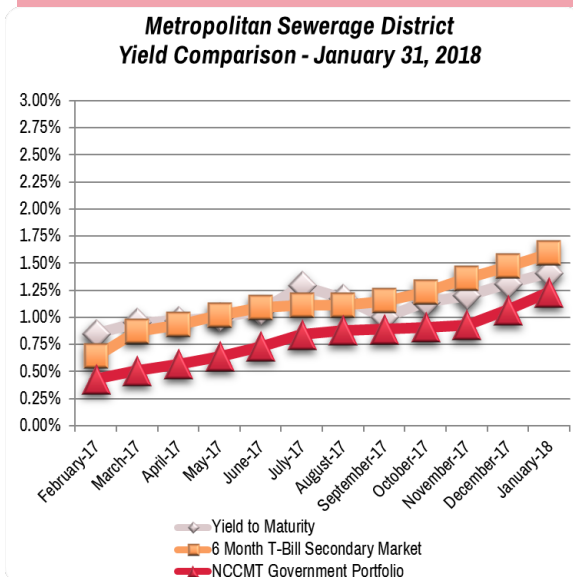
Page -3-

**METROPOLITAN SEWERAGE DISTRICT
INVESTMENT MANAGERS' REPORT
At January 31, 2018**

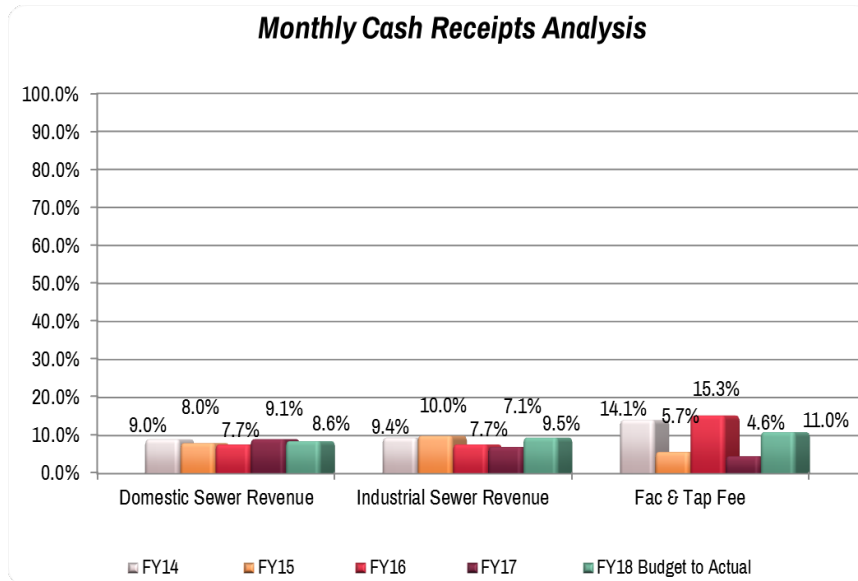
Summary of Asset Transactions			
	Original Cost	Market	Interest Receivable
Beginning Balance	\$ 69,303,710	\$ 69,327,728	\$ 54,033
Capital Contributed (Withdrawn)	(231,849)	(231,849)	
Realized Income	38,887	38,887	
Unrealized/Accrued Income		19,632	19,277
Ending Balance	\$ 69,110,748	\$ 69,154,398	\$ 73,310

Value and Income by Maturity			
	Original Cost	Income	
Cash Equivalents <91 Days	\$ 47,424,412	\$ 53,384	
Securities/CD's 91 to 365 Days	17,186,336	\$ 19,346	
Securities/CD's > 1 Year	4,500,000	\$ 5,066	
	\$ 69,110,748	\$ 77,796	

Month End Portfolio Information	
Weighted Average Maturity	110
Yield to Maturity	1.41%
6 Month T-Bill Secondary Market	1.59%
NCCMT Government Portfolio	1.23%

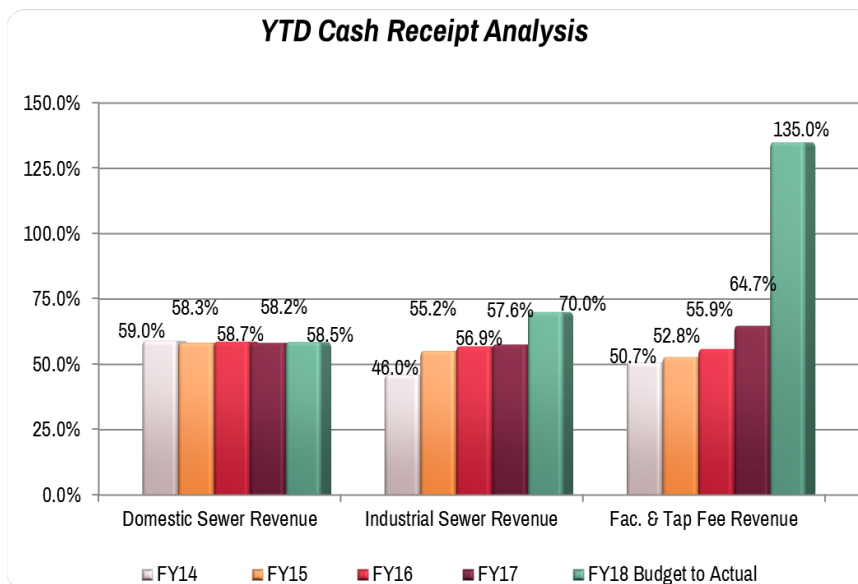


**METROPOLITAN SEWERAGE DISTRICT
 ANALYSIS OF CASH RECEIPTS
 As of January 31, 2018**



Monthly Cash Receipts Analysis:

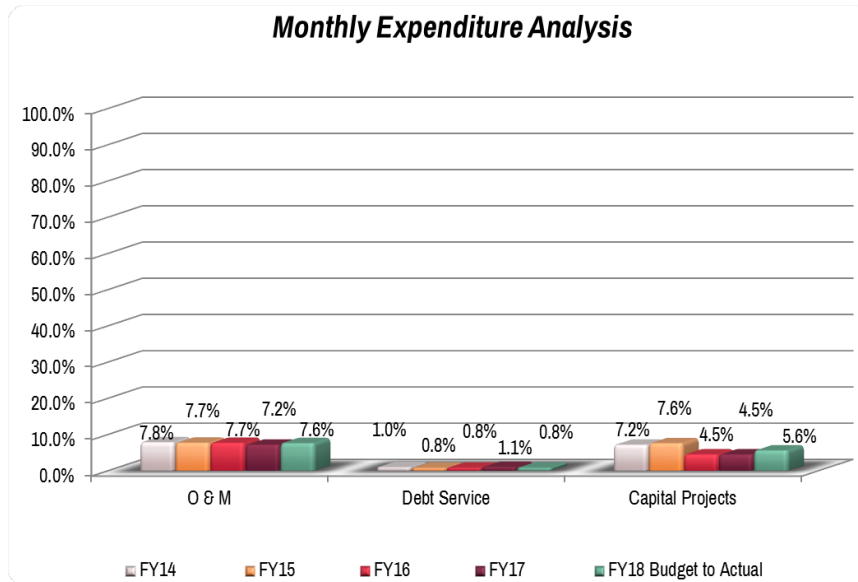
- Monthly domestic sewer revenue is considered reasonable based on timing of cash receipts in their respective fiscal periods.
- Monthly industrial sewer revenue is reasonable based on historical trends.
- Due to the unpredictable nature of facility and tap fee revenue, staff considers facility and tap fee revenue reasonable.



YTD Actual Revenue Analysis:

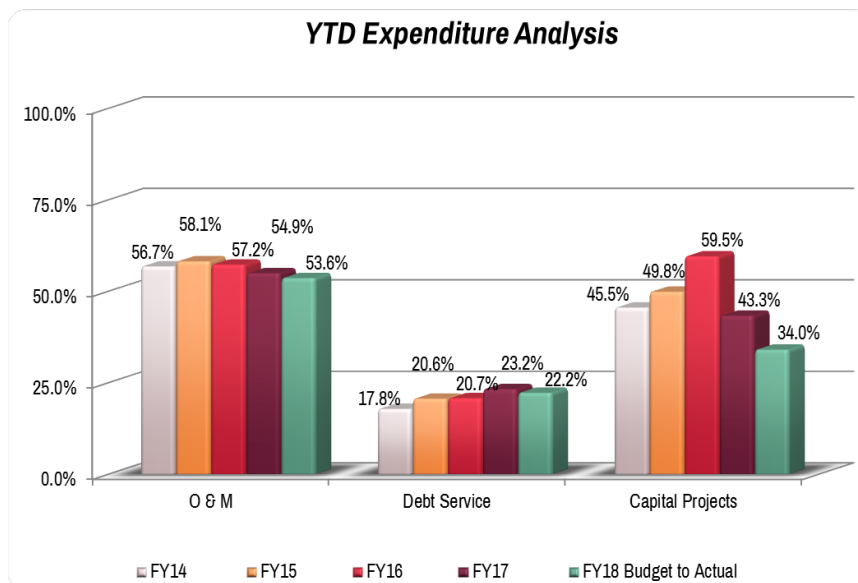
- YTD domestic sewer revenue is considered reasonable based on historical trends.
- YTD industrial sewer revenue is reasonable based on historical trends.
- Due to the unpredictable nature of facility and tap fee revenue, staff considers facility and tap fee revenue reasonable.

**METROPOLITAN SEWERAGE DISTRICT
ANALYSIS OF EXPENDITURES
As of January 31, 2018**



Monthly Expenditure Analysis:

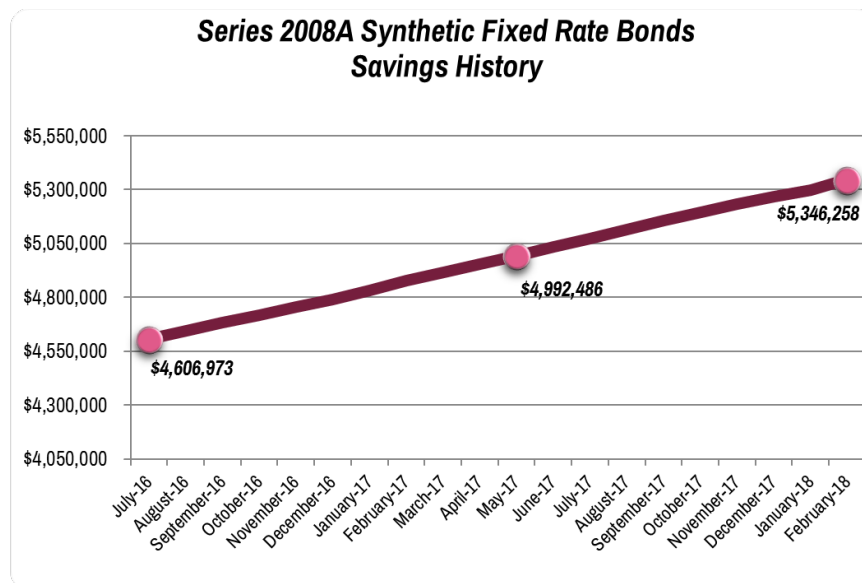
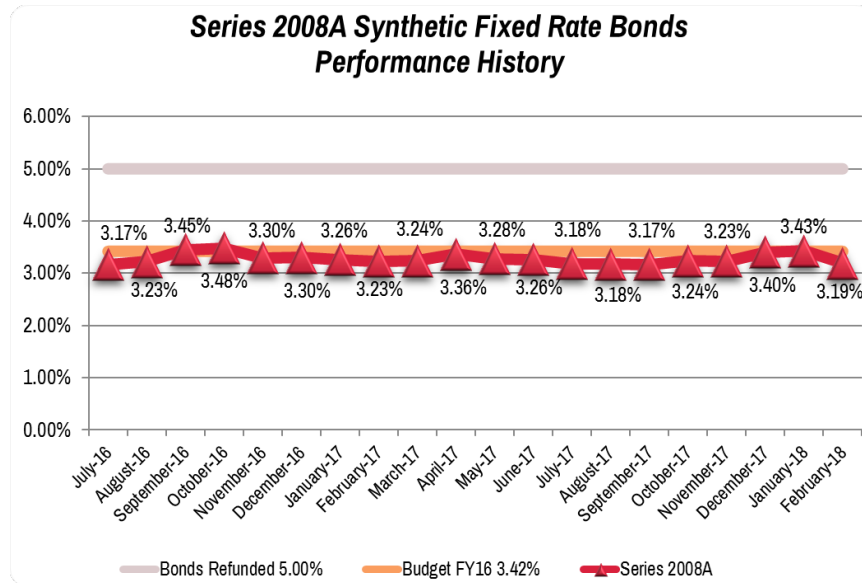
- Monthly O&M expenditures are considered reasonable based on historical trends and timing of expenditures in the current year.
- Due to the nature of the variable rate bond market, monthly expenditures can vary year to year. Based on current variable interest rates, monthly debt service expenditures are considered reasonable.
- Due to nature and timing of capital projects, monthly expenditures can vary from year to year. Based on the current outstanding capital projects, monthly capital project expenditures are considered reasonable.



YTD Expenditure Analysis:

- YTD O&M expenditures are considered reasonable based on historical trends.
- Due to the nature of the variable rate bond market, YTD expenditures can vary year to year. Based on current variable interest rates, YTD debt service expenditures are considered reasonable.
- Due to nature and timing of capital projects, YTD expenditures can vary from year to year. Based on the current outstanding capital projects, YTD capital project expenditures are considered reasonable.

**METROPOLITAN SEWERAGE DISTRICT
VARIABLE DEBT SERVICE REPORT
As of February 28, 2018**



Series 2008A:

- Savings to date on the Series 2008A Synthetic Fixed Rate Bonds is \$5,346,258 as compared to 4/1/2008 fixed rate of 4.85%.
- Assuming that the rate on the Series 2008A Bonds continues at the current all-in rate of 3.9475%, MSD will achieve cash savings of \$4,670,000 over the life of the bonds.
- MSD would pay \$2,781,966 to terminate the existing Bank of America Swap Agreement.

STATUS REPORTS

MSD System Services In-House Construction

FY 17-18 PROJECTS

PROJECT NAME	LOCATION	ZIP CODE	ESTIMATED FOOTAGE	ESTIMATED PROJECT DATES	WO#	CREW	COMPLETION DATE	ACTUAL FOOTAGE	NOTES
11 Greenbriar Emergency Repair	Asheville	TBA	50	7/1/17 - 7/10/17	244238	632	7/7/2017	52	complete
Sycamore Drive @ Walnut Street (Phase 2)	Arden	28704	290	7/1/17 - 7/31/17	244350	631	7/14/2017	291	complete
Windsor Road @ Beaverbrook Road	North Asheville	28804	726	7/8/17-7/31/17	228305	632	7/31/2017	725	complete
Nebraska Street Emergency Rehabilitation (Ph. 1)	W. Asheville	28806	415	8/1/17 - 9/1/17	240563	631	8/10/2017	414	complete
Celia Place at Bond Street (Rework)	N. Asheville	28801	250	8/1/17 - 8/11/17	244891	632	8/10/2017	80	complete
Windsor Road @ Beaverbrook Road (Ph. 2)	North Asheville	28804	125	8/14/17 - 9/1/17	244938	632	8/17/2017	124	complete
Sycamore Drive @ Walnut Street (Phase 3)	Arden	28704	494	8/11/17 - 9/1/17	245100	631	8/30/2017	479	complete
185 Mississippi Road	Montreat	28757	143	9/2/15 - 9/5/17	245783	632	9/5/2017	143	complete
Cedar Lane @ Oak Terrace	Arden	28704	1000	9/1/17 - 10/2/17	237374	631	9/28/2017	1001	complete
Penelope Street @ W. Cotton Ave	Black Mountain	28711	700	9/2/17 - 10/2/17	222331	632	9/29/2017	741	complete
Raliegh Avenue @ Marietta Street	Asheville	28803	655	10/2/17 - 11/1/17	237100	631	10/31/2017	746	complete
Manila Street	Asheville	28806	650	10/2/17-11/10/17	246373	632	11/10/2017	654	complete
44 Forsythe St	Asheville	28801	350	11/2/17 - 11/30/17	237035	631	11/17/2017	344	complete
School Road at Woodland (Ph. 1)	W. Asheville	28806	350	11/13/17 - 12/13/17	224993	632	11/29/2017	319	complete
School Road at Woodland (Ph. 2)	W. Asheville	28806	150	11/13/17 - 12/13/17	224993	632	11/29/2017	154	complete
Wilson Avenue at Grovemont Avenue	Swannanoa	28778	1480	12/1/17 - 1/3/18	247244	631	12/18/2017	1491	complete
Buchanan Ave Ph. 1 Sewer Rehabilitation	Asheville	28801	340	12/4/17 - 12/31/17	247996	632	12/19/2017	206	complete
209 Cane Creek Road Sewer Replacement	Fletcher	28732	337	12/28/17 - 1/12/18	232970	632	1/9/2018	348	complete
149 Weston Rd	Arden	28704	210	12/28/17 - 1/12/18	225004	631	1/10/2018	188	complete
Carlyle Way @ Sweenten Creek Rd	South Asheville	28803	100	1/13/18 - 1/23/18	248915	TBA	1/23/2018	79	complete
Fairfax Avenue	Asheville	28806	208	1/15/18 - 1/31/18	246376	632	1/26/2018	231	complete
100 Airport Road	Arden	28704	150	1/24/18 - 1/29/18	248988	631	1/29/2018	146	complete
Laurel Road Phase 2A	Arden	28704	1496	1/30/18 - 2/23/18	248227	631	2/19/2018	417	complete
Roberts Street	Asheville	28801	311	2/1/18 - 2/23/18	246375	632	2/21/2018	308	complete
4 Westview Ave	Asheville - Oakley	28803	740	2/26/18 - 3/23/18	238683	632			construction 20% complete
Asheville Country Club Phase 1C	North Asheville	28804	1210	2/26/18 - 3/30/18	237431	631			construction 15% complete
Sunset Dr. @ Vance Drive	Black Mountain	28711	1010	3/26/18 - 4/13/18	237499	632			ready for construction
169 Windsor Avenue Sewer Rehabilitation	Asheville	28804	390	4/2/18 - 4/20/18	240566	631			ready for construction
Laurel Road Phase 2B	Arden	28704	1078	4/23/18 - 5/23/18	250366	631			ready for construction
Governors View Road @ Bull Mountain Road	Asheville	28805	785	4/16/18 - 5/16/18	238394	632			ready for construction
Royal Pines @ Oak Terrace	Arden	28704	1000	FY17-18	237372	TBA			ready for construction
Williamette Circle Sanitary Sewer Rehabilitation	Weaverville	28787	183	FY17-18	233748	TBA			ready for construction
Montford Park	Asheville	28801	410	FY17-18	246543	TBA			ready for construction
Charlotte Street @ N Ridgeway Avenue	Black Mountain	28711	1073	FY17-18	232699	TBA			ready for construction
817 Montreat Road	Black Mountain	28711	340	FY17-18	228942	TBA			ready for construction
15 Dew Waite Road	Ridgecrest	28770	533	FY17-18	236553	TBA			In ROW
252 Kenilworth Road	Asheville	28803	800	FY17-18	234632	TBA			In ROW
Lapsley Lane @ Brevard Road	Avery's Creek	28704	576	FY17-18	237319	TBA			Preliminary Engineering



CONSTRUCTION TOTALS BY DATE COMPLETED - Monthly

From 7/1/2017 to 1/31/2018

	Dig Ups	Emergency Dig Ups	Dig Up ML Ftg	Dig Up SL Ftg	Manhole Repairs	Taps Installed	ROW Ftg	IRS Rehab Ftg *	Const Rehab Ftg *	D-R Rehab Ftg *	Manhole Installs	Bursting Rehab Ftg *	Total Rehab Ftg *
July 2017	34	3	148	1,187	28	28	10,760	0	8	632	11	436	1076
August 2017	41	12	280	1,174	21	31	6,251	0	148	618	8	399	1165
September 2017	36	6	169	685	25	18	688	0	151	741	10	1,001	1893
October 2017	29	6	87	1,184	37	32	60	314	71	18	6	728	1131
November 2017	38	9	301	773	27	39	10,310	0	8	1043	13	428	1479
December 2017	21	9	115	879	31	26	10	0	432	8	6	1,697	2137
January 2018	37	11	135	859	21	19	541	0	0	992	7	0	992
Grand Totals	236	56	1,234	6,741	190	193	28,620	314	818	4052	61	4,689	9873

* Used to calculate Total Rehab Footage



PIPELINE MAINTENANCE TOTALS BY DATE COMPLETED - Monthly

July 01, 2017 to January 31, 2018

	Main Line Wash Footage	Service Line Wash Footage	Rod Line Footage	Cleaned Footage	CCTV Footage	Smoke Footage	SL-RAT Footage
2017							
July	98,213	1,440	4,785	102,998	24,704	5,840	3,104
August	96,254	1,640	11,382	107,636	16,351	5,000	12,283
September	101,162	932	10,615	111,777	21,245	2,975	8,303
October	110,273	1,822	4,063	114,336	30,290	9,189	11,470
November	111,848	1,741	9,682	121,530	27,909	4,106	13,927
December	73,143	1,985	5,846	78,989	21,444	2,500	18,487
2018							
January	54,306	2,847	5,488	59,794	26,202	1,100	15,660
Grand Total:	645,199	12,407	51,861	697,060	168,145	30,710	83,234
Avg Per Month:	92,171	1,772	7,409	99,580	24,021	4,387	11,891



CUSTOMER SERVICE REQUESTS

Monthly - All Crews

CREW	MONTH	JOBS	AVERAGE RESPONSE TIME	AVERAGE TIME SPENT
DAY 1ST RESPONDER				
	July, 2017	93	32	31
	August, 2017	97	27	38
	September, 2017	104	33	50
	October, 2017	107	25	37
	November, 2017	110	23	35
	December, 2017	95	28	30
	January, 2018	136	26	30
		742	28	36
NIGHT 1ST RESPONDER				
	July, 2017	16	29	31
	August, 2017	8	16	60
	September, 2017	18	24	40
	October, 2017	20	23	35
	November, 2017	21	11	18
	December, 2017	16	18	33
	January, 2018	30	26	26
		129	22	32
ON-CALL CREW *				
	July, 2017	41	47	31
	August, 2017	31	41	57
	September, 2017	29	36	45
	October, 2017	48	51	35
	November, 2017	45	43	39
	December, 2017	70	50	37
	January, 2018	55	48	32
		319	46	38
Grand Totals:		1,190	32	36

* On-Call Crew Hours: 8:00pm-7:30am Monday-Friday, Weekends, and Holidays

Planning & Development Project Status Report

Active Construction Projects Sorted by Work Location and Project Number

March 12, 2018

#	Project Name	Project Number	Work Location	Zip Code	Units	LF	Pre-Construction Conference Date	Comments
1	First Baptist Relocation	2015032	Asheville	28801	Comm.	333	7/21/2015	Final Inspection complete, awaiting close-out docs
2	Ascot Point Apartments Phase 3	2015114	Asheville	28803	104	213	9/9/2016	Punchlist pending, awaiting closeout documents
3	8 Sulphur Springs Road	2015116	Asheville	28806	6	80	11/22/2016	Final Inspection complete, awaiting close-out docs
4	The District	2015113	Asheville	28803	309	912	2/26/2016	Waiting on final inspection
5	Hampton Inn & Suites	2015144	Asheville	28806	Comm.	286	11/8/2016	Waiting on final inspection
6	340 Emma Road	2015216	Asheville	28806	8	138	12/15/2017	Testing
7	Atkins Street	2016009	Asheville	28803	45	903	1/20/2017	Waiting on final inspection
8	88 Southside Avenue	2016015	Asheville	28801	18	400	2/21/2017	Waiting on final inspection
9	Hounds Ear (Mears Ave Cottages)	2016123	Asheville	28806	18	402	8/18/2017	Pre-con held, construction not yet started
10	Lausch Subdivision	2016153	Asheville	28805	4	248	5/16/2017	Waiting on final inspection
11	Bear Creek Homes	2016220	Asheville	28806	30	1,400	3/28/2017	Final Inspection complete, awaiting close-out docs
12	Hawthorne at Mills Gap	2016222	Asheville	28803	272	442	10/3/2017	Waiting on final inspection
13	Ashecroft	2016229	Asheville	28806	40	2,450	2/20/2018	Pre-con held, construction not yet started
14	Grindstaff Subdivision	2016246	Asheville	28805	4	132	6/23/2017	Final Inspection complete, awaiting close-out docs
15	Shiloh Cottages	2016252	Asheville	28803	7	180	3/3/2017	Waiting on final inspection
16	Onteora	2017002	Asheville	28803	6	417	7/18/2017	Waiting on final inspection
17	Gerber Road Storage	2017049	Asheville	28803	Comm.	156	2/9/2018	Pre-con held, construction not yet started
18	Cedar Street	2017063	Asheville	28803	6	196	2/22/2018	Installing
19	Panda Express	2017080	Asheville	28805	Comm.	100	9/8/2017	Pre-con held, construction not yet started
20	Villa Heights	2017118	Asheville	28806	8	540	2/20/2018	Pre-con held, construction not yet started
21	Westover Hills	2017177	Asheville	28801	1	105	10/6/2017	Final Inspection complete, awaiting close-out docs
22	West Keesler Avenue	2007176	Black Mountain	28711	6	410	11/15/2016	Final Inspection complete, awaiting close-out docs
23	Settings at Black Mountain	2008016	Black Mountain	28711	30	907	11/13/2015	Final Inspection complete, awaiting close-out docs
24	808 Montreat Road	2015126	Black Mountain	28711	4	371	4/18/2017	New Contractor, not started yet
26	Tudor Croft (aka Roberts Farm) Ph.2	2016170	Black Mountain	28711	46	1,320	1/3/2017	Phase 2A inspected, waiting on closeout docs
26	Swannanoa Valley Christian Min.	2017043	Black Mountain	28711	12	195	8/1/2017	Final Inspection complete, awaiting close-out docs
27	Cherokee Trail	2017065	Black Mountain	28711	4	90	8/18/2017	Final Inspection complete, awaiting close-out docs
28	Peregrine's Ridge	2006160	Buncombe Co.	28730	14	635	11/8/2016	Final Inspection complete, awaiting close-out docs
29	Hyde Park Phase 2	2013058	Buncombe Co.	28704	14	500	12/3/2013	Waiting on final inspection
30	Creekside Cottages	2014095	Buncombe Co.	28704	7	504	3/12/2015	Waiting on final inspection
31	Glenn Bridge Road	2014157	Buncombe Co.	28704	30	1,400	1/20/2017	Waiting on final inspection
32	Avondale Subdivision	2015052	Buncombe Co.	28803	4	215	4/7/2017	Installing
33	Greymont Apartments	2015108	Buncombe Co.	28806	312	3,193	5/17/2016	Final Inspection complete, awaiting close-out docs
34	Liberty Oaks Ph. 1A	2015157	Buncombe Co.	28715	125	705	1/17/2017	Final Inspection complete, awaiting close-out docs
35	Bee Tree Village	2015158	Buncombe Co.	28778	26	1,118	3/17/2017	Waiting on final inspection
36	Skyland Exchange	2015217	Buncombe Co.	28704	292	1,090	2/7/2017	Waiting on final inspection
37	Newbridge Pkwy Apts. Phase II	2016013	Buncombe Co.	28804	154	1,368	10/27/2017	Installing
38	Weatherwood Subdivision	2016034	Buncombe Co.	28704	19	785	7/21/2017	Project delayed
39	Moody Ave	2016050	Buncombe Co.	28715	3	180	6/15/2017	Final Inspection complete, awaiting close-out docs
40	Long Shoals Apts.	2016070	Buncombe Co.	28704	475	930	7/10/2017	Waiting on final
41	Perry Lane Apartments	2016075	Buncombe Co.	28704	120	710	11/7/2017	Waiting on final
42	The Preserve at Avery's Creek	2016089	Buncombe Co.	28704	141	4,000	6/16/2017	Installing
43	New Salem Heights	2016192	Buncombe Co.	28778	25	816	2/13/2018	Pre-con held, construction not yet started
44	Biltmore Lake Block I, Phase 3	2016234	Buncombe Co.	28803	23	1,887	5/23/2017	Waiting on final inspection
45	The Ramble Block G	2017025	Buncombe Co.	28803	34	1,980	8/29/2017	Testing
46	The Ramble Block F, Phase 1	2017038	Buncombe Co.	28803	34	3,845	11/3/2017	Installing
47	The Ramble Block H, Phase 1	2017039	Buncombe Co.	28803	4	1,440	5/23/2017	Waiting on final inspection
48	South Cliff Village	2017041	Buncombe Co.	28730	34	1,345	9/1/2017	Testing
49	240 Old Farm School Road	2017112	Buncombe Co.	28805	4	340	2/9/2018	Installing
50	Greenwood Park Phase 1	2014067	Weaverville	28787	7	283	9/1/2015	Final Inspection complete, awaiting close-out docs
51	Creekside Village Phases III, IV, & V	2015167	Weaverville	28787	45	1,835	1/17/2017	Final Inspection complete, awaiting close-out docs
52	New Homes at North Main (Crittter)	2016052	Weaverville	28787	54	1,808	2/10/2017	Final Inspection complete, awaiting close-out docs
53	Maple Trace Phase 3	2016245	Weaverville	28787	24	1,260	5/2/2017	Final Inspection complete, awaiting close-out docs
54	Mattera Subdivision	2017023	Weaverville	28787	6	264	11/3/2017	Waiting on final inspection
55	Lake Louise	2017104	Weaverville	28787	4	80	12/15/2017	Ready for testing
56	44 Central Ave	2017107	Weaverville	28787	7	275	10/27/2017	Pre-con held, construction not yet started
57	Lakeshore Drive	2017137	Weaverville	28787	4	70	10/27/2017	Pre-con held, construction not yet started
58	Crest Mountain Phase 3B	2013041	Woodfin	28806	69	1,329	10/15/2013	Punchlist pending, awaiting closeout documents
59	Reese & Jan Lasher (High Hopes)	2015152	Woodfin	28806	14	320	4/26/2016	Final Inspection complete, awaiting close-out docs
60	Ventana Phase 2A	2016059	Woodfin	28806	8	900	2/17/2017	Final Inspection complete, awaiting close-out docs
61	West Skyland Circle	2016083	Woodfin	28806	4	280	8/15/2017	Final Inspection complete, awaiting close-out docs
62	Skyfin	2016205	Woodfin	28806	40	978	8/8/2017	Installing
TOTAL					3,168	51,994		

CAPITAL IMPROVEMENT PROGRAM

STATUS REPORT SUMMARY

March 14, 2018

PROJECT	LOCATION OF PROJECT	CONTRACTOR	AWARD DATE	NOTICE TO PROCEED	ESTIMATED COMPLETION DATE	*CONTRACT AMOUNT	*COMPLETION STATUS (WORK)	COMMENTS
ELKWOOD AVENUE	Woodfin 28804	Thomas Construction Company	9/20/2017	11/6/2017	6/4/2018	\$1,215,002.00	35%	Progress is slow this month due to inclement weather and project grade and alignment changes.
HENDERSONVILLE ROAD @ BLAKE DRIVE	Arden 28704	Terry Brothers Construction Company	12/20/2017	1/2/2018	4/1/2018	\$164,152.00	95%	All pipeline work is complete. Working on concrete sidewalk restoration.
HENDERSONVILLE ROAD @ PEACHTREE ROAD	Asheville 28803	Terry Brothers Construction Company	8/16/2017	9/25/2017	4/15/2018	\$426,062.00	90%	Mainline pipe installation is complete. Paving restoration is being scheduled.
HENDERSONVILLE ROAD @ ROSSCRAGGON DRIVE, PHASE 2	Arden 28704	Terry Brothers Construction Company	1/17/2018	TBA	TBA	\$1,258,010.80	0%	Project was awarded to Terry Brothers. NTP will be determined when Contractor completes Jonestown Road project. Conflict with RR may delay the project.
JONESTOWN ROAD	Woodfin 28804	Terry Brothers Construction Company	1/17/2018	2/12/2018	6/12/2018	\$725,002.10	40%	Work is progressing well.
MOUNTAIN VIEW ROAD	Asheville 28805	Thomas Construction Company	2/21/2018	TBA	TBA	\$490,112.00	0%	Project was awarded to Thomas Construction Company. Contracts are in process.
POINT REPAIR CONTRACT NO. 2	Various	Patton Construction Group	7/19/2017	8/14/2017	6/30/2018	\$215,610.00	58%	Contractor has completed 13 point repairs.
SOUTH FRENCH BROAD INTERCEPTOR LINING (FY 17-18)	Biltmore Estate 28803	Insituform Technologies	10/18/2017	1/2/2018	4/2/2018	\$1,171,314.00	90%	All pipe lining is complete and manhole lining is almost complete. Bypass operation to be off line 3/16/18.
SUTTON AVENUE	Black Mountain	Terry Brothers Construction Company	11/15/2017	1/15/2018	5/14/2018	\$1,076,986.00	60%	Work is progressing. The 8-inch DIP has been changed to pipebursting.
WRF - PLANT HEADWORKS IMPROVEMENTS	Woodfin 28804	Judy Construction Company	1/18/2017	4/3/2017	2/25/2019	\$9,061,845.01	42%	Work underway on diversion structure, surge pump station, pista grit walls/flume and the fine screening facility. Main portion of new electrical ductbank to ultimately feed the high rate primary and blower building complete and awaiting installation of conductors.

***Updated to reflect approved Change Orders and Time Extensions**