

BOARD OF THE METROPOLITAN SEWERAGE DISTRICT
June 13, 2018

1. Call to Order and Roll Call:

The regular monthly meeting of the Metropolitan Sewerage District Board and Public Hearing on the Budget for FY 2018-2019 was held in the Boardroom of MSD's Administration building at 2:00 pm Wednesday, June 13, 2018. Chairman VeHaun presided with the following members present: Ashley, Bryson, Kelly, Pelly, Root, Watts and Wisler. Frost, Holland, Manheimer and Pressley were absent.

Others present were: Thomas E. Hartye, PE, General Manager; Jackie Grant for William Clarke, General Counsel; Forest Westall with McGill Associates; Patty Beaver with CIBO; Ed Bradford, Jim Hemphill, Scott Powell, Peter Weed, Hunter Carson, Mike Stamey, Julie Willingham, Matthew Walter, Angel Banks, Spencer Nay and Pam Nolan, MSD.

2. Inquiry as to Conflict of Interest:

Mr. VeHaun asked if there were any conflicts of interest with the agenda items. No conflicts were reported.

3. Approval of Minutes of the May 16, 2018 Board Meeting:

Mr. VeHaun asked if there were any changes to the Minutes of the May 16, 2018 Board Meeting. Mr. Watts moved for approval of the minutes as presented. Mr. Pelly seconded the motion. Voice vote in favor of the motion was unanimous.

4. Discussion and Adjustment of Agenda:

None.

5. Informal Discussion and Public Comment:

Mr. VeHaun welcomed Patty Beaver with CIBO. There was no public comment.

6. Report of General Manager:

Mr. Hartye reported that MSD has received the Platinum Peak Performance Award from NACWA for 6 consecutive years of 100% compliance. Congratulations and thanks to the entire Treatment Plant Staff under the leadership of Peter Weed.

Mr. Hartye reported that attached is an e-mail account of appreciation expressed by Pete Santora of Asheville. Thanks to Wayne Rice and the Planning and Development Section.

Mr. Hartye reported that the Final Budget and a Public Hearing will be held today at this meeting. There have been no changes to the Preliminary Budget that was brought to the May Board Meeting.

Mr. Hartye reported that the Planning Committee Meeting scheduled for today has been cancelled and will be rescheduled at a later date. The next regular Board Meeting will be held on July 18th at 2 pm. The next Right of Way Committee Meeting will be held on July 25th at 9 am.

7. Consolidated Motion Agenda:

a. Consideration of Bids – Memory Lane Sewer Rehabilitation Project:

Mr. Hartye reported that this project is located in East Asheville and consists of approximately 1,908 LF of 8-inch DIP using Dig and Replace. It was advertised and three bids were received on May 31, 2018 as follows: North American Pipe Management in the amount of \$853,595.00; Fuller and Co. Construction LLC in the amount of \$692,402.30 and Terry Brothers Construction Co. in the amount of 626,774.80. The apparent low bidder is Terry Brothers Construction Co. with a bid amount of \$626,774.80. The FY 18-19 Construction Budget for this project is \$755,000.00. Staff recommends award of this contract to Terry Brothers Construction Co. in the amount of \$626,774.80, subject to review and approval by District Counsel.

b. Consideration of Sole Source Specification for Plant High Rate Primary Treatment Project – Schwing Piston Pumps:

Mr. Hartye reported that this is the next significant plant project recommended by the Facility Plan. Design is being finished up and it is expected to go out for bids in July. This project will add a new Chemically Enhanced Primary Treatment facility which will significantly improve the plant's treatment process. Part of this project is to upgrade how the sludge is processed at the incinerator. The existing sludge pumps are manufactured by Schwing and have been in service for many years. The District's engineer for this project, CDM Smith, considered alternate vendors but believes Schwing pumps offer the best value to the District. Due to the unique and critical nature of this equipment, and based on proven performance from this manufacturer, staff requests a sole-source specification to ensure this process continues to function reliably as intended. The cost of this equipment is approximately \$1,049,500.00 which will be included as a fixed bid price in the competitively-bid construction contract. Staff recommends that the District include a sole-source specification for two Schwing Bioset Pump Systems in the competitively-bid construction contract for the Plant High Rate Primary Treatment Project based on the fact that performance competition is not available among other equipment suppliers.

c. Consideration of Developer Constructed Sewer Systems: Creekside Village Phases 3, 4 & 5; 340 Emma Road:

Mr. Hartye reported that the Creekside Village Phases 3, 4 & 5 project is located off of Aiken Road in the Town of Weaverville and included extending approximately 1,631 linear feet of 8-inch public gravity sewer to serve the 45 units for these phases of the single family residential development.

Mr. Hartye reported that the 340 Emma Road project is located in the City of Asheville and included extending approximately 140 linear feet of 8-inch public gravity sewer to serve the 8 unit single family residential development.

Staff recommends acceptance of the aforementioned developer constructed sewer systems. All MSD requirements have been met.

d. Consideration of MSD Paving Agreement with the City of Asheville:

Mr. Hartye reported that this item is brought to the Board each year and is for small asphalt and concrete patching restoration, 300 SF or less, of public roads and sidewalks within the City of Asheville. This restoration is a result of District in-house maintenance and rehabilitation activities on the sewer system. This is an annually renewing agreement and was originally approved by the MSD Board on June 12, 2013. For FY18-19, the District's monetary contribution for this agreement is \$440,000.00. This is based on usage from this past year of approximately 20,000 SF.

e. Consideration of Non-City of Asheville Road ROW Paving Restoration Contract:

Mr. Hartye reported that this annual contract is for the restoration of roads, driveways and sidewalks resulting from District maintenance activities for areas outside of City limits. These activities are both planned (new connections or small repairs) and unplanned emergency repairs. The FY18-19 contract was advertised with five contractors being contacted directly. One informal bid was received on May 24, 2018 from French Broad Paving, Inc. in the amount of \$418,217.50. French Broad Paving Inc. has performed previous paving projects for the District and they have an excellent performance history. The System Services CIP Construction budget includes appropriate funding for this item. Staff recommends award of this contract to French Broad Paving, Inc. in the amount of \$418,217.50, subject to review and approval by District Counsel.

f. Consideration of Bids – Sodium Hypochlorite Contract FY 19:

Mr. Hartye reported that the treatment plant is required to disinfect effluent prior to discharge to the French Broad River. Liquid sodium hypochlorite is used for this purpose. Current contracted cost for Sodium Hypochlorite is \$0.60/gallon. Bids were emailed to five vendors and an advertisement placed on the MSD web site on May 3, 2018. Four bids were received and the bid opening was held on May 23, 2018. Oltrin was the lowest bidder at \$0.66/gallon. They have been a supplier of Sodium Hypochlorite to MSD in previous years and MSD feels comfortable with both the quality of chemicals and customer service. This item was included in the Budget. Based on historical use, FY19 expenditures for Sodium Hypochlorite are anticipated to be \$132,000.00. Staff recommends that the Board award the contract for the supply of Sodium Hypochlorite to Oltrin at a unit price of \$0.66 per gallon.

g. Consideration of Bids – Calcium Nitrate Solution for Odor & Hydrogen Sulfide Control Contract FY 19:

Mr. Hartye reported that MSD has been using a calcium nitrate based solution for the last few years to control hydrogen sulfide formation in the South French Broad Interceptor. Current contracted cost for calcium nitrate is \$1.99/gallon. Bids were emailed to vendors and an advertisement placed on the MSD web site. Two bids were received on May 23, 2018. Evoqua was the apparent low bidder at \$1.99/gallon and agrees to hold their price firm for the total year contract irrespective of market changes. Evoqua has been a supplier of calcium nitrate solution to MSD in previous years and staff is comfortable with both the quality of the chemicals and customer service provided by them. Based on an estimated use of 70,000 gallons at \$1.99 per gallon, the annual expenditure is anticipated to be \$139,300.00 and is within levels budgeted by the WRF. Staff recommends that the Board award the contract for the supply of calcium nitrate solution to Evoqua at a unit price of \$1.99 per gallon.

h. Cash Commitment Investment Report – Month ended April, 2018:

Mr. Powell reported that Page 41 presents the makeup of the District's Investment Portfolio. The makeup of the portfolio is substantially the same as compared to last month. Page 42 presents the MSD investment managers report for the month of April. The weighted average maturity of the investment portfolio is 133 days. The yield to maturity is 1.76% and is exceeding the benchmarks of 6 month T-Bill and NCCMT cash portfolio. Page 43 presents the District's analysis of cash receipts. Monthly and YTD Domestic and Industrial sewer revenue are considered reasonable based on timing of cash receipts in their respective fiscal periods. YTD Industrial sewer revenue is above historical trends due to a temporary increase in revenue from one industrial user. YTD facility and tap fees are above historical trends due to the timing of 3 cash receipts from developers as well as these fees being budgeted conservatively. Page 44 presents the District's analysis of expenditures. Monthly and YTD O&M expenditures are considered reasonable based on historical trends. Due to the nature of the variable rate bond market, monthly and YTD expenditures can vary year to year. Based on the current variable interest rates, debt service expenditures are considered reasonable. Due to the nature and timing of capital projects, YTD expenditures can vary year to year. Based on the current outstanding capital projects, YTD capital project expenditures are considered reasonable. Page 45 presents MSD's Variable Debt Service report. The 2008A Series refunding bonds are performing better than budgeted expectations. As of the end of May, this issue has saved the District rate payers approximately \$5.4 million in debt service since April, 2008.

With no further discussion, Mr. VeHaun called for a motion to approve the Consolidated Motion Agenda. Mr. Watts moved. Mr. Pelly seconded the motion. Roll call vote was as follows: 8 ayes; 0 Nays.

8. Public Hearing: Consideration of Resolution Adopting the Final Budget for FY 18-19 and Schedule of Sewer Rates and Fees:

MINUTES OF PUBLIC HEARING

Mr. VeHaun announced the opening of the Public Hearing at 2:17 pm.

Mr. Powell reported that the numbers included in the Proposed Budget are the same as in the Proposed Final Budget. Page 47 presents the Flow of Funds Chart which is a graphical representation of the Budget Resolution. Page 48 presents the actual Proposed Budget Resolution for \$50,781,987 for FY19 which incorporates the following:

- 2.5% domestic rate increase.
 - .73 cent increase in the average single family monthly bill.
 - The Average Monthly bill will go from \$30.62 to \$31.36.
- Continuation of the Industrial Rate Parity Plan.
 - MSD is in year 19 of 20.
 - 3.8% average increase for the industrial section
- Sewer System Development Fees and Sewer Connection Fees change in accordance with consultant and staff recommendations.
- 1.5% rate of return on investments.
- 4.27% increase in Salaries and Benefits which has an approximate impact of \$563,125. Includes Personnel Committee recommendations as to Salary Adjustments, Self-Insurance Funding and GASB 45/75 OPEB Funding as well as State required Retirement contribution and unemployment funding.
- 1.80% increase in Materials supplies and service which has an impact of \$116,624. Approximately \$80,000 of that is pertaining to utilities due to the plant headworks project taking place in the next fiscal year.

Mr. Powell reported that the final item included is the Schedule of Rates and Fees. He then asked if there were any questions. There were none.

Mr. VeHaun called for public comment on the proposed Budget, Rates and Fees for FY 2018-2019. There were none. Mr. VeHaun then closed the public hearing at 2:24 pm.

With no discussion, Mr. VeHaun called for a motion to approve the Resolution adopting the Final Budget for FY 2018-2019 and Schedule of Sewer Rates and Fees. Ms. Wisler moved. Ms. Bryson seconded the motion. Roll call vote was as follows: 8 Ayes; 0 Nays.

9. Old Business:


Mr. Kelly asked if the water coming down the French Broad River was more pure when it goes back into the river and at what percentage. Mr. Weed stated that the permit specifies the sewage that is treated must remove pollutants at an 85% removal rate and for MSD it is typically around 94% for both solids and the strength of the wastewater and it is cleaner than the water in the French Broad River. There is no water taken out of the river. Mr. Hartye stated that MSD cleans the sewage to remove 94% of contaminants in the sewage and by doing so it makes the effluent cleaner than the French Broad River into which it is discharged.

10. New Business:

None.

11. Adjournment:

With no further business, Mr. VeHaun called for adjournment at 2:35 pm.


Jackie W. Bryson, Secretary/Treasurer

MSD

Regular Board Meeting

Metropolitan Sewerage District
of Buncombe County, NC

AGENDA FOR 6/13/18

✓	Agenda Item	Presenter	Time	
	Call to Order and Roll Call	VeHaun	2:00	
	01. Inquiry as to Conflict of Interest	VeHaun	2:05	
	02. Approval of Minutes of the May 16, 2018 Board Meeting	VeHaun	2:10	
	03. Discussion and Adjustment of Agenda	VeHaun	2:15	
	04. Informal Discussion and Public Comment	VeHaun	2:20	
	05. Report of General Manager	Hartye	2:25	
	06. Report of Committees	VeHaun	2:35	
	a. Planning Committee – June 13, 2018	Root		
	07. Consolidated Motion Agenda	Hartye	2:45	
	a. Consideration of Bids – Memory Lane Sewer Rehabilitation Project	Hartye		
	b. Consideration of Sole Source Specification for Plant High Rate Primary Treatment Project – Schwing Piston Pumps	Hartye		
	c. Consideration of Developer Constructed Sewer Systems – Creekside Village Phases 3, 4 & 5; 340 Emma Road			
	d. Consideration of MSD Paving Agreement with the City of Asheville	Hartye		
	e. Consideration of Non-City of Asheville Road ROW Paving Restoration Contract	Hartye		
	f. Consideration of Bids – Sodium Hypochlorite Contract FY19	Hartye		
	g. Consideration of Bids – Calcium Nitrate Solution for Odor & Hydrogen Sulfide Control Contract FY19	Hartye		
	h. Cash Commitment Investment Report-Month ended April, 2018	Powell		
	08. Public Hearing: Consideration of Resolution Adopting Final Budget for FY 18-19 and Schedule of Sewer Rates and Fees	Powell	3:00	
	09. Old Business:	VeHaun	3:10	
	10. New Business:	VeHaun	3:15	
	11. Adjournment: (Next Meeting 7/18/18)	VeHaun	3:20	
	STATUS REPORTS			

BOARD OF THE METROPOLITAN SEWERAGE DISTRICT
May 16, 2018

1. Call to Order and Roll Call:

The regular monthly meeting of the Metropolitan Sewerage District Board was held in the Boardroom of MSD's Administration building at 2:00 pm Wednesday, May 16, 2018. Chairman VeHaun presided with the following members present: Bryson, Holland, Kelly, Manheimer, Pelly, Root, Watts and Wisler. Ashley, Frost and Pressley were absent.

Others present were: Thomas E. Hartye, PE, General Manager; William Clarke, General Counsel; John Mastracchio with Raftelis; CJ Cody with Roberts & Stevens; Joseph Martin with Woodfin Sanitary Water and Sewer District; Ed Bradford, Hunter Carson, Scott Powell, Peter Weed, Mike Stamey, Matthew Walter, Jim Hemphill, Spencer Nay and Pam Nolan, MSD.

2. Inquiry as to Conflict of Interest:

Mr. VeHaun asked if there were any conflicts of interest with the agenda items. No conflicts were reported.

3. Approval of Minutes of the April 18, 2018 Board Meeting:

Mr. VeHaun asked if there were any changes to the Minutes of the April 18, 2018 Board Meeting. Mr. Kelly moved for approval of the minutes as presented. Mr. Pelly seconded the motion. Voice vote in favor of the motion was unanimous.

4. Discussion and Adjustment of Agenda:

None.

5. Informal Discussion and Public Comment:

Mr. VeHaun welcomed John Mastracchio with Raftelis Financial Consultants, Inc., CJ Cody with Roberts & Stevens and Joe Martin with Woodfin Sanitary Water and Sewer District. There was no public comment.

6. Report of General Manager:

Mr. Hartye reported that he met yesterday with the Department of Environmental Quality (DEQ) in Raleigh and it was a very good meeting. They successfully negotiated a new draft permit which dovetails with what is projected in the CIP, a very deliberate, methodical upgrade to the plant and distribution system. In addition, they gave a presentation on the Actiflow process, a new technology that MSD intends to use in the next phase of the plant upgrade. It has been successful in other states, but has not been used in North Carolina and DEQ looked favorably upon our presentation of its capabilities. Hopefully, the authorization to construct permit will arrive shortly and we can move on to the next phase which should begin at the end of this year or beginning of next year.

Mr. Hartye thanked the MSD Staff who participated in the river clean-up along the area of the French Broad River that MSD has adopted. Twenty-eight bags of trash were picked up from the two parks and along the road from Woodfin Park to the prison. Special thanks to Sandra Moore for heading up this effort.

Mr. Hartye reported that MSD once again received the Excellence in Financial Reporting Recognition from the Government Finance Officers Association (GFOA) for the Fiscal Year 2017. Much thanks to Scott Powell and Teresa Gilbert.

Mr. Hartye reported that DJ Gerken of Baker Place called to express his delight that MSD crews were able to accomplish their work without messing up his garden. Thanks to McKinley Hensley, Carl Ellington, Jamie Foxx, Josh Matthews and Grayson Hensley.

Mr. Hartye reported that pursuant to NCGS 162A Article 8, Raftelis Consulting Firm performed the prescribed system development fee calculations for MSD. This report was made public on the MSD website on March 28th and Staff discussed with the Finance Committee on May 3rd. At this Board Meeting today, under Item 8, there will be a Public Hearing as prescribed by the statute along with a presentation by Mr. Mastracchio.

Mr. Hartye reported that this month the Board will consider the Preliminary Budget and Rate Recommendations based upon recommendations of the Personnel, CIP and Finance Committees. The fee section was presented to the Finance Committee and includes the recommendations of the above-referenced report. The Final Budget and a Public Hearing will be held at the regular Board Meeting on June 13th.

Mr. Hartye reported that the next regular Board Meeting will be held on June 13th at 2 pm. The next Right of Way Committee meeting will be held on June 27th at 9 am. A Planning Committee meeting will be held on June 13th at 1 pm to discuss potential development areas that are hamstrung by lack of sewer. There will be a discussion on special assessments.

7. Report of Committees:

a. CIP Committee – April 24, 2018

Mr. Watts reported that the CIP Committee met on April 24, 2018. He thanked Mr. Bradford for an excellent and enlightening presentation. The CIP Committee recommended approval of the CIP Budget.

b. Personnel Committee – April 24, 2018

Ms. Bryson reported that the Personnel Committee met on April 24, 2018. Ms. Thomas gave a good presentation on human resource activities. Mr. Hemphill gave a report on the self-insured health plan and pay adjustment.

Personnel Committee recommends that the Board approve a 3.0% wage adjustment for all employees, an additional 6.5% increase in contributions from the Board for medical insurance cost, and a 6.5% increase in employee premiums for medical insurance.

c. Finance Committee – May 3, 2018

Mr. Kelly reported that the Finance Committee met on May 3, 2018. Finance Committee Minutes are attached and Committee recommends approval of the Proposed FY 19 Budget and Schedule of Rates and Fees.

8. Consolidated Motion Agenda:

a. Consideration of Developer Constructed Sewer Systems: The District; Malvern Walk (aka Bear Creek Homes); Moody Avenue; The Ramble Block G; The Ramble Block H, Ph. 1; The Settings of Black Mountain Phase 3 and 3A; Shiloh Cottages:

Mr. Hartye reported that The District project is located off Fairview Road in Asheville and included extending approximately 914 linear feet of 8-inch public gravity sewer to serve the 390 unit apartment complex.

Mr. Hartye reported that the Malvern Walk Subdivision project is located off Bear Creek Road and included extending approximately 1,390 linear feet of 8-inch public gravity sewer to serve the 30 unit single family residential development.

Mr. Hartye reported that the Moody Avenue project is located off of Moody Avenue and included extending approximately 180 linear feet of 8-inch public gravity sewer to serve the 3 unit single family residential development.

Mr. Hartye reported that the Ramble Biltmore Forest Block G project is located off Ramble Way in Buncombe County and included extending approximately 4,340 linear feet of 8-inch public gravity sewer to serve 34 units for this phase of the single family residential development.

Mr. Hartye reported that the Ramble Biltmore Forest Block H-Phase 1 project is located off Ramble Way in Buncombe County and included extending approximately 1,434 linear feet of 8-inch public gravity sewer to serve 6 units for this phase of the single family residential development.

Mr. Hartye reported that The Settings of Black Mountain Phases 3 & 3A project is located off Hwy. 9 in the Town of Black Mountain and included extending approximately 3,499 linear feet of 8-inch public gravity sewer to serve the 30 units for this phase of the single family residential development.

Mr. Hartye reported that the Shiloh Cottages project is located off Shiloh Road in Asheville and included extending approximately 180 linear feet of 8-

inch public gravity sewer to serve the 7 unit single family residential development.

Staff recommends acceptance of the aforementioned developer constructed sewer systems. All MSD requirements have been met.

b. Cash Commitment/Investment Report Month ended March, 2018:

Mr. Powell reported that Page 38 presents the makeup of the District's Investment Portfolio. There has been no significant change in makeup of the portfolio from the prior month. Page 39 presents the MSD investment managers report for the month of March. The weighted average maturity of the investment portfolio is 118 days. The yield to maturity is 1.58%. Page 40 presents the District's analysis of cash receipts. Monthly and YTD Domestic and Industrial sewer revenue are considered reasonable based on timing of cash receipts in their respective fiscal periods. YTD Industrial sewer revenue is above historical trends due to a temporary increase in revenue from one industrial user. YTD facility and tap fees are above historical trends due to the timing of 3 cash receipts from developers as well as these fees being budgeted conservatively. Page 41 presents the District's analysis of expenditures. Monthly and YTD O&M expenditures are considered reasonable based on historical trends. Due to the nature of the variable rate bond market, monthly and YTD expenditures can vary year to year. Based on the current variable interest rates, debt service expenditures are considered reasonable. Due to the timing of capital projects, YTD expenditures can vary year to year. Based on the current outstanding capital projects, YTD capital project expenditures are considered reasonable. Page 42 presents MSD's Variable Debt Service report. The 2008A Series refunding bonds are performing better than budgeted expectations. As of the end of April, this issue has saved the District rate payers approximately \$5.4 million in debt service since April, 2008.

c. Review of Investment Policy:

Mr. Powell reported that since the last review of the District's Investment Policy, the commercial paper market has experienced substantial changes. In 2006, the average A-1/P-1 commercial paper issuer issued commercial paper in denominations ranging from \$250,000 to \$500,000. In 2018, the same issuers are issuing in denominations ranging from \$500,000 to \$5,000,000. This change, due to the nature of what the District can invest in, has limited staff's ability to access more competitive rates of returns. The Finance Committee recommends the modification of the Investment Policy to read:

“To limit the District's risk associated with holding individual securities (e.g. non-systematic risk) so that up to \$5,000,000 of the portfolio may be invested in a single non-governmental issue”.

As the policy states now, this number is at \$500,000. The District's Investment Policy limits how much we can invest in commercial paper and that number is at 20%, so no more than 20% of our investment portfolio can be in

commercial paper. This allows us to access more companies that offer commercial paper as well as more competitive rates.

With no further discussion, Mr. VeHaun called for a motion to approve the Consolidated Motion Agenda. Mr. Watts moved. Mr. Pelly seconded the motion. Roll call vote was as follows: 9 ayes; 0 Nays.

9. Public Hearing: Sewer System Development Fee Study:

MINUTES OF PUBLIC HEARING

Mr. Hartye reported that, as mentioned in his Manager's Report, this is a general statute requirement and the system development fees will be updated every five years. All water and sewer utilities across the State are required to have these calculations done, there must be a public hearing held after posting the public notice. This proposed policy was posted on the MSD website on March 28, 2018. Mr. Clarke reported that by way of background there was some litigation involving the legality of system development fees, and in partial response to that litigation, the legislature passed this statute describing specifically what system development fees water and sewer districts including MSD's can have and how you have to do them which is what MSD is doing.

Mr. VeHaun announced the opening of the Public Hearing at 2:20 pm.

Mr. Hartye introduced Mr. Mastracchio who stated that system development fees are one time fees that a new development pays at the time of connection or at the time the application to commit for sewer service is provided. Those fees are calculated under Article 8 of Chapter 162A and have been in place since July, 2017. Water and sewer systems across the State need to comply with the prescribed way of how those fees are calculated by July 1, 2018. The Statute provides the authority to impose those fees. MSD has had those fees in place for some time so they are nothing new but the way they are calculated has to follow the Statutes. There are three ways of calculating system development fees in accordance with the new law. The first is using a System Buy-In approach which is basically looking back historically at what sewer system assets cost originally and trending those costs to current replacement value and then making adjustments for the remaining useful life of the assets. It is a current value less depreciation value, then that amount gets divided by the system capacity. The second is an Incremental Cost method. The law allows you to look forward ten to twenty years and see what you will need for additional system capacity at what cost, and then use the same calculation with the future cost divided by future capacity. The law also allows you to use a Combined Method of the two. For each of those methods you have to make adjustments for developer contributed assets and outstanding debt. The Capacity Buy-In Method was used to calculate the sewer system development fees for MSD since MSD's existing sewer treatment facilities have adequate capacity to accommodate anticipated future growth. He presented charts and explained the steps used to calculate the fees and arrive at a cost per unit of system capacity. The current System Development Fee for a single-family residential dwelling is \$2,500; the new fee is \$2,836. The fee is also scaled up by meter size for larger

developments, commercial and industrial users. He stated they specifically looked at the amount of usage for multifamily units and mobile homes. The study found that the typical multifamily unit contributes wastewater at about a 70% factor compared to mobile homes and single family homes. Ms. Manheimer asked if he had performed calculations for other systems and if so does he have a sense of how the District compares. Mr. Mastracchio stated yes and the District is probably below the average. He stated that in some areas the fees for a single family residential can go from \$1,000-\$1,500 and other areas from \$8,000-\$10,000. Ms. Wisler asked if we are locked into using the same methodology five years from now and how was it decided which methodology to use. Mr. Mastracchio stated no we aren't locked into the same methodology. The Capacity Buy-In Method is appropriate when you are not tapped out of capacity or you have some capacity to serve new development. Where the Incremental Cost Method makes the most sense is when you are in the process of expanding the system significantly and you have future costs that may be a lot higher than your historical cost. Mr. Watts asked if there was an application for when a lot of your water is not being discharged to sewer and you typically have a 4" or 6" meter, would you be better off with another smaller meter for domestic water. Mr. Mastracchio stated that there are some large commercial customers who have deduct meters that measure water that is used for outdoor purposes so they would have two meters, the regular domestic meter and an irrigation or outdoor meter. Those are instances where a customer uses a lot of outdoor water. Mr. Root stated that he was looking at old numbers where a 4-6" justified a rather large increase and the numbers now do not seem to match up and asked why that was thought appropriate in the past. Mr. Hartye stated that he wasn't here when those numbers were originally established. Mr. Root stated that in Weaverville's water study it was suggested that there might be a reason to back off 100% of the calculations simply because there was an ongoing responsibility of monitoring and you could actually end up going over where you were supposed to be if you were at 100%. He asked if that was anything Mr. Mastracchio was aware of. Mr. Mastracchio stated these fees are based on how you plan for new development and what capacity you need to serve. Those numbers come from the planning that MSD does and at this point that satisfies the Statute requirement. Mr. Hartye stated that the Capacity Buy-In Method would not be encumbered by that. If the District is using capacity buy-in we are using money that has already been spent. Whereas using the Incremental Method you would be worried about actual costs to do improvements for the next ten years, versus estimates. Those costs may be different. Mr. Clarke stated that the Statute sets a limit on how much you can charge but it doesn't say you have to charge to the maximum, you just can't charge any higher. MSD is charging less. Mr. Pelly asked if you could change the amount for different classes or is it all a strictly math based calculation, such as mobile homes which are perceived as affordable housing. Mr. Clarke stated that the Statute says that you can't discriminate rates between classes of customers. Cities and counties have that authority but MSD's do not. Mr. Holland asked if there was any information regarding how many mobile homes connect in a year that would be subject to the fee. Mr. Powell stated that average is about 2% of the District's total growth. There are not a lot of new mobile homes that are in close proximity to the sewer system. This is only going to affect new services and there is still a 70% rebate available for affordable housing as

determined by either Buncombe County or City of Asheville.

Mr. Hartye reported that this item will be incorporated in with the Preliminary Budget and there was no need for a separate vote.

With no further questions or comments, Mr. VeHaun closed the Public Meeting at 2:37 pm.

10. Consideration of Resolution Adopting the Preliminary Budget for FY 18-19 and Schedule of Sewer Rates and Fees:

Mr. Powell reported that the Finance Committee reviewed the Preliminary Budget at the May 3, 2018 meeting. Page 20 presents the proposed FY 18-19 budget of \$50,781,987 which includes a 2.5% domestic rate increase which is a .73 cent increase in the average single family monthly bill. The average monthly bill will go from 30.62 to 31.36. We will continue the Industrial Rate Parity Plan which is in year 19 of 20. There will be a 3.8% average increase for the industrial section. Sewer System Development Fees and Sewer Connection Fees change in accordance with consultant and staff recommendations. There is a projected 1.5% rate of return on investments. Construction is at \$23.5 million which was endorsed by the CIP Committee. The Operation and Maintenance Budget is \$16.7 million. This includes a 4.27% increase in Salaries and Benefits which has an impact of \$563,125 and Personnel Committee recommendations for salary adjustments, self-insurance funding and GASB 45/75 OPEB funding as well as State required retirement contribution and insurance funding. Also included in the Operation and Maintenance Budget is a 1.80% increase in materials, supplies and service which has an impact of \$116,624. Mr. Powell reported that there was a Flow of Funds Chart included which is a graphical representation of the Budget Resolution that the Board is being asked to approve for this fiscal year. Also included is the Schedule of Sewer Rates and Fees which incorporates the Consultant's recommendation for the Sewer System Development Fees. Mr. Pelly stated that although he doesn't like to see any rate increase he feels the 2.5% is a good sweet spot to go with and not feel like it's more than it needs to be. Mr. Powell further stated that NACWA, which has over 116 participants, is projecting average increases of 4%-4.7% over the next five years.

Mr. VeHaun called for a motion to approve the Resolution Adopting the Preliminary Budget for FY 2018-2019 and the Schedule of Sewer Rates and Fees. Mr. Kelly moved. Mr. Pelly seconded the motion. Roll call vote was as follows: 9 Ayes; 0 Nays.

11. Old Business:

None

12. New Business:

None

Minutes
May 16, 2018
Page Eight

11. Adjournment:

With no further business, Mr. VeHaun called for adjournment at 2:41 pm.

Jackie W. Bryson, Secretary/Treasurer



MEMORANDUM

TO: MSD Board
FROM: Thomas E. Hartye, P.E., General Manager
DATE: June 8, 2018
SUBJECT: Report from the General Manager

- Kudos
 - MSD has received the Platinum Peak Performance Award for 6 consecutive years of 100% compliance. Thanks to the entire treatment Plant Staff!
 - Attached is an email account of the appreciation expressed by Pete Santora of Asheville. Thanks to Wayne Rice and the Planning and Development Section.

- FY 2019 Budget Process

The Final Budget and a Public Hearing will be held at the Regular Board Meeting on June 13th. There have been no changes to the Preliminary Budget that was brought to the Board back in May.

- Board/Committee Meetings/Events

The Planning Committee will meet at 1 pm on June 13th. The next Regular Board Meeting will be held on July 18th at 2 pm. The next Right of Way Committee meeting will be held on July 25th at 9am.

**EXECUTIVE
COMMITTEE**

PRESIDENT

David St. Pierre

Executive Director
Metropolitan Water
Reclamation District of
Greater Chicago
Chicago, IL

VICE PRESIDENT

Mark S. Sanchez

Executive Director
Albuquerque-Bernalillo
County Water
Utility Authority
Albuquerque, NM

TREASURER

John P. Sullivan, Jr.

Chief Engineer
Boston Water &
Sewer Commission
Boston, MA

SECRETARY

Terry Leeds

Director
KC Water
Kansas City, MO

**CHIEF EXECUTIVE
OFFICER**

Adam Krantz

May 25, 2018

Thomas Hartye
General Manager
Metropolitan Sewerage District of Buncombe County
2028 Riverside Dr.
Asheville, NC 28804-3054

Dear Thomas:

It gives us immense pleasure to inform you that the Metropolitan Sewerage District of Buncombe County's French Broad River Water Reclamation Facility has earned a *Platinum Peak Performance Award* for 6 years of 100% compliance. Congratulations on this great accomplishment!

While only first-time Platinum Peak Performance winning facilities are recognized individually at our annual Awards Ceremony, we hope that you will be there as we celebrate all our honorees on Tuesday, July 24, 2018, during NACWA's Utility Leadership Conference & 48th Annual Meeting, *Management & Governance for a Sustainable Clean Water Future*, in Boston.

Please pay special attention to the *Essential Information for Award Recipients* (included with this correspondence), as well as the following key deadlines described in detail in the accompanying materials:

June 8, 2018: Deadline to send photos of your team to NACWA for our multi-media presentation showcasing *Platinum Award* honorees

July 2, 2018: Hotel reservation cut-off for special group rate at the Boston Marriott Copley Place

Additional honors that your utility may have been awarded, such as Gold or Silver Awards, will be mailed to you following the Utility Leadership Conference.

Peak Performance Award Letter
May 25, 2018
Page 2 of 2

Again, congratulations on a job well done. We look forward to seeing you in Boston!

Sincerely,



Edward G. Henifin
Chair, NACWA Awards Committee
General Manager
Hampton Roads Sanitation District, VA



Adam Krantz
NACWA Chief Executive Officer

Enclosure: Essential Information for Award Recipients

Subject: FW: Re: Wayne Rice

Date: Thursday, May 24, 2018 at 11:15:49 AM Eastern Daylight Time

From: Hemphill, Jim

To: Hartye, Tom

CC: Tolley, Lisa

From: Lewis, Angela

Sent: Thursday, May 24, 2018 10:04 AM

To: Thomas, Pam; Hemphill, Jim

Subject: Re: Wayne Rice

On May 23, 2018, a gentleman by the name Pete Santora was seeking help in locating a clean out on 11 Southside in Asheville. He had been in the admin building several times during the week asking various questions from Corey, Chris, and myself. On this day, he came in with a box of pastries and stated that he had brought them because everyone during the week had been so extremely helpful and he was impressed by all the help he had been given. However, he was still needing assistance in finding the clean out on his property. Linda suggested that I call Wayne Rice to see if he could help, which I did. Wayne immediately stated that he would be finished with the job he was working on in 10 minutes and could then go to Southside and meet up with Pete to help him.

On Thursday, May 24, 2018, Pete returned to the Mull building (now asking for help from Chris Flaherty), and asked me to let Wayne know how much he appreciated him for his help yesterday. He said he was extremely helpful and was so grateful for his help. He again complimented MSD on excellent customer service and said everyone he has talked to has been so great and helpful.

I just wanted to share the compliments!

Thank you,

Angela Lewis

Office Assistant, HR
Metropolitan Sewerage District
2028 Riverside Drive
Asheville, NC 28804
(828) 254-9646

**Metropolitan Sewerage District of Buncombe County
BOARD ACTION ITEM**

BOARD MEETING DATE: June 13, 2018

SUBMITTED BY: Tom Hartye, P.E. - General Manager

PREPARED BY: Ed Bradford, P.E. - Director of Engineering
Owen Herbert, P.E. - Project Manager

SUBJECT: Consideration of Bids: Memory Lane Sanitary Sewer Rehabilitation Project, MSD Project No. 2016099

BACKGROUND: This project is located in East Asheville near the Blue Ridge Parkway, along Memory Lane. It consists of replacing problematic four-inch and six-inch vitrified clay lines, which are in poor structural condition.

Approximately 1,908 LF of 8-inch DIP will be installed using Dig & Replace.

The project was advertised and three bids were received on May 31, 2018 in the following amounts:

<u>Contractor</u>	<u>Bid Amount</u>
1) North American Pipe Management	\$853,595.00
2) Fuller and Co. Const., LLC	\$692,402.30
3) Terry Brothers Construction Co.	\$626,774.80

The apparent low bidder is Terry Brothers Construction Co. with a bid amount of \$626,774.80. Terry Brothers has completed numerous MSD sewer rehabilitation projects, and their work quality has continued to be excellent.

Please refer to the attached documentation for further details.

FISCAL IMPACT: The FY18-19 Construction Budget for this project is \$755,000.00.

STAFF RECOMMENDATION: Staff recommends award of this contract to Terry Brothers Construction Co. in the amount of \$626,774.80, subject to review and approval by District Counsel.

METROPOLITAN SEWERAGE DISTRICT OF BUNCOMBE COUNTY, NORTH CAROLINA

Memory Lane Sewer Rehabilitation

Project No. 2016099


BID TABULATION

May 31, 2018

BIDDER	Bid Bond	MBE Form	Bid Forms (Proposal)	TOTAL BID AMOUNT
North American Pipeline Mgmt., Inc. Marietta, GA	5%	2	Yes	\$853,595.00
Fuller & Company Construction, LLC Bessemer City, NC	5%	1	Yes	\$692,402.30
Terry Brothers Construction Co. Leicester, NC	5%	1	Yes	\$626,774.80

APPARENT LOW BIDDER

Charles N. Herbert, III, P.E.
Project Engineer
Metropolitan Sewerage District of
Buncombe County, North Carolina



This is to certify that the bids tabulated herein were publicly opened and read aloud at 2:00 p.m. on the 31st day of May, 2018, in the W.H. Mull Building at the Metropolitan Sewerage District of Buncombe County, Asheville, North Carolina, and that said bids were accompanied by acceptable bidders bonds in the amount of 5% of the bid.

Interoffice Memorandum

TO: Tom Hartye, General Manager

FROM: Ed Bradford, Engineering Director
Owen Herbert, Project Manager

DATE: June 4, 2018

RE: Memory Lane Sewer Rehabilitation, MSD Project No. 2016099

This project is located in East Asheville near the intersection of Memory Lane and Nixon Terrace. The project is comprised of 1,908 LF of 8-inch ductile iron pipe. The existing line is 4-inch & 6-inch vitrified clay pipe in poor condition with history of SSO's. Due to numerous customer service requests and MH Overflows this project has a relatively high Pipe Rating of 56.

Three bids were received on Thursday, May 31, 2018, as follows:

<u>Contractor</u>	<u>Bid</u>
1) North American Pipe Management	\$853,595.00
2) Fuller and Co.	\$692,402.30
3) Terry Brothers Construction Co.	\$626,774.80

The FY18-19 construction budget for this project is \$755,000.00.

Terry Brothers Construction Co. is the apparent low bidder for this contract with a bid amount of \$626,774.80. District Staff has had extensive experience with Terry Brothers Construction, and they have proven themselves to be competent contractors on past District contracts.

Staff recommends award of this contract to Terry Brothers Construction Company, contingent upon review and approval by District Counsel.

**Metropolitan Sewerage District of Buncombe County, North Carolina
CAPITAL IMPROVEMENT PROGRAM**

BUDGET DATA SHEET - FY 2018 - 2019

PROJECT: Memory Lane	LOCATION: Asheville
TYPE: General Sewer Rehab.	PIPE RATING: 56
PROJECT NO. 2016099	TOTAL LF: 1,900
PROJECT BUDGET: \$787,885.00	PROJECT ORIGIN: SSO's, Work Orders, Line Condition

DESCRIPTION	ESTIMATED PROJECT COST	TOTAL EXPENDS THRU 12/31/17	EST. COST JAN - JUNE 2018	BUDGET FY 18-19
55310 - PRELIM. ENGINEERING				
55320 - SURVEY - DESIGN	\$9,000.00	\$9,000.00		
55330 - DESIGN				
55340 - PERMITS				
55350 - SPECIAL STUDIES				
55360 - EASEMENT PLATS	\$3,500.00	\$3,500.00		
55370 - LEGAL FEES	\$4,000.00	\$3,146.00	\$950.00	
55380 - ACQUISITION SERVICES				
55390 - COMPENSATION	\$10,635.00	\$10,635.00		
55400 - APPRAISAL				
55410 - CONDEMNATION				
55420 - CONSTRUCTION	\$755,000.00			\$755,000.00
55430 - CONST. CONTRACT ADM.				
55440 - TESTING	\$1,000.00			\$1,000.00
55450 - SURVEY - ASBUILT	\$4,750.00			\$4,750.00
TOTAL AMOUNT	\$787,885.00	\$26,281.00	\$950.00	\$760,750.00

ENGINEER: MSD	OH	ESTIMATED BUDGETS - FY 20 - 28	
R.O.W. ACQUISITION: MSD	# PLATS: [6]	FY 19-20	\$0.00
CONTRACTOR:		FY 20-21	\$0.00
CONSTRUCTION ADM: MSD		FY 21-22	\$0.00
INSPECTION: MSD		FY 22-23	\$0.00
		FY 23-24	\$0.00
		FY 24-25	\$0.00
PROJECT DESCRIPTION: This project is located in East Asheville running along Memory Lane and Nixon Terrace. It consists of replacing existing 4-inch and 6-inch VCP with new 8" DIP. This line has experienced one SSO, has mis-aligned joints, roots, fractures and bottle necks with a section of 4" VCP.		FY 25-26	\$0.00
		FY 26-27	\$0.00
		FY 27-28	\$0.00
			\$0.00

SPECIAL PROJECT NOTES:



**Memory Lane
Project No. 2016099**

NOT TO SCALE



METROPOLITAN SEWERAGE DISTRICT
of
BUNCOMBE COUNTY, NORTH CAROLINA

Budget Map

Metropolitan Sewerage District of Buncombe County

BOARD ACTION ITEM

BOARD MEETING DATE: June 13, 2018

SUBMITTED BY: Tom Hartye, P.E. - General Manager

REVIEWED BY: Billy Clarke, Esq. - District Counsel

PREPARED BY: Ed Bradford, P.E. - Director of Engineering
Hunter Carson, P.E. - Project Manager

SUBJECT: Consideration of Sole Source Specification for the Plant High Rate Primary Treatment Project: Schwing Piston Pumps, MSD Project No. 2015054

BACKGROUND: The High Rate Primary Treatment Project is the next significant plant project, as recommended by the Facility Plan. There is currently no primary treatment after the initial screening and grit removal processes.

This project will add a new Chemically Enhanced Primary Treatment facility which will significantly improve the plant's treatment process. It is also important to note that in addition to improving current treatment levels, this process will also prepare the plant to accommodate future regulatory requirements.

Design of this project is near complete. It is expected to be advertised in July 2018, with construction beginning in late 2018. Part of this project includes improving how the sludge is processed at the incinerator, which includes the pumping of dewatered sludge using specialized pumps.

The existing sludge pumps are manufactured by Schwing, and have been in service for many years. Schwing has significant experience in pumping this type of material - they are widely used in mining and concrete pumping due to their ability to pump slurries and viscous materials. CDM Smith (the engineering firm for this project) considered alternate vendors, but believes that Schwing offers the best value to the District.

Due to the unique nature of this equipment, and based upon proven performance with this manufacturer, staff requests a sole-source specification to ensure that this process continues to function reliably as intended.

The primary benefit of the sole-source will be that the District will receive equipment with a proven performance history.

Please refer to the attached documentation for further details.

FISCAL IMPACT: The cost of this equipment is approximately \$1,049,500.00 which will be included as a fixed bid price in the competitively-bid construction contract.

STAFF RECOMMENDATION: Staff recommends that the District include a sole-source specification for two Schwing Bioset Pump Systems in the competitively-bid construction contract for the Plant High Rate Primary Treatment Project based upon the fact that:

- I) Performance competition is not available among other equipment suppliers.



4600 Park Road, Suite 240
Charlotte, North Carolina 28209
tel: 704 342-4546

June 6, 2018

Mr. W. Hunter Carson, P.E.
Project Manager
Metropolitan Sewerage District of Buncombe County
2028 Riverside Drive
Asheville, North Carolina 28804

Subject: Metropolitan Sewerage District (MSD) of Buncombe County
High Rate Treatment Improvements Project
Schwing Bioset Dewatered Cake Piston Pumps
Recommendation for Sole Source Specification

Dear Hunter:

CDM Smith has requested a proposal from Schwing Bioset, Inc. for the supply of two (2) new dewatered cake hydraulic piston pump systems as part of the MSD High Rate Primary Treatment Improvements project. This proposal will include the following scope of supply for each pump:

- New cake storage hopper above the pump to receive and store cake from the belt filter press equipment.
- A new twin-screw feeder system.
- A new twin cylinder reciprocating piston pump with dual discharge outlet with associated hydraulic power pack, motor and controls system.
- Replacement piping and valves from the cake pumps to the incinerator and to the truck loading station.
- Development of engineering submittals for the equipment.
- Ancillary field services and startup services for the new equipment.

The approximate proposed cost of this scope of supply from Schwing Bioset, Inc. is \$1,049,500. The equipment and services purchase will be by the Contractor at a pre-negotiated price. Specifying Schwing Bioset for the proposed scope of supply will provide the following benefits to MSD:

- The proposed equipment will replace the two existing Schwing Bioset cake feed pumps which are nearing the end of their useful life and not able to deliver the dewatered cake to the fluidized bed incinerator at the rate required for future sludge disposal needs.



Mr. W. Hunter Carson, P.E.

June 6, 2018

Page 2

- The proposed dual discharge head arrangement on the new pumps will allow for improved feed of dewatered cake to the fluidized bed incinerator to improve operation of this critical component of the treatment process
- The replacement piping and valve system will improve sludge feed to the fluidized bed incinerator as well as allow MSD to re-establish the second feed point into the incinerator which is necessary to achieve the full design capacity of the incinerator system.
- MSD has a long history of successful operation of the existing Schwing Bioset pumps since their installation and considers this style pump and supplier reliable and dependable for system operations.
- Schwing Bioset is viewed as the industry leader for this type and style of pump with a robust installation base and history of operation for pumping dewatered biosolids cake. While alternative vendors were considered, CDM Smith is not aware of alternate vendors that would provide equivalent performance to MSD for the conditions and installation at the French Broad River WRF.

Based on the distinct technical benefits of this equipment as offered by Schwing Bioset, and the competitive cost for supply and installation, CDM Smith recommends that MSD approve the sole source specification of the equipment as from Schwing Bioset for a total approximate price of \$1,049,500. If approved the proposal and associated cost of equipment will be assigned to the low bid construction contractor for the High Rate Primary Treatment project who will purchase and coordinate the installation of the pumps during this project.

Thank you for the opportunity to serve MSD and your customers. We look forward to working with you during the construction phase of this important project.

Sincerely,

A handwritten signature in blue ink that reads "Jonathan S. Lapsley". The signature is fluid and cursive, with the first name being the most prominent.

Jonathan S. Lapsley, P.E.
Associate/Senior Project Manager
CDM Smith Inc

**Metropolitan Sewerage District of Buncombe County, North Carolina
CAPITAL IMPROVEMENT PROGRAM**

BUDGET DATA SHEET - FY 2018 - 2019

PROJECT:	Plant High Rate Primary Treatment	LOCATION:	MSD-Treatment Plant
TYPE:	Treatment Plant	PIPE RATING:	N/A
PROJECT NO.	2015054	TOTAL LF:	0
PROJECT BUDGET:	\$16,950,595.00	PROJECT ORIGIN:	Facilities Plan Update - HDR

DESCRIPTION	ESTIMATED PROJECT COST	TOTAL EXPENDS THRU 12/31/17	EST. COST JAN - JUNE 2018	EST. BUDGET FY 18-19
55310 - PRELIM. ENGINEERING				
55320 - SURVEY - DESIGN	\$3,000.00	\$3,000.00		
55330 - DESIGN	\$1,224,171.00	\$704,829.00	\$467,342.00	\$52,000.00
55340 - PERMITS				
55350 - SPECIAL STUDIES	\$7,219.00	\$7,219.00		
55360 - EASEMENT PLATS				
55370 - LEGAL FEES	\$630.00	\$630.00		
55380 - ACQUISITION SERVICES				
55390 - COMPENSATION				
55400 - APPRAISAL				
55410 - CONDEMNATION				
55420 - CONSTRUCTION	\$15,090,000.00			\$3,320,000.00
55430 - CONST. CONTRACT ADM.	\$603,000.00			\$133,000.00
55440 - TESTING	\$22,575.00	\$2,575.00		\$4,500.00
55450 - SURVEY - ASBUILT				
TOTAL AMOUNT	\$16,950,595.00	\$718,253.00	\$467,342.00	\$3,509,500.00

ENGINEER:	CDM	HC	ESTIMATED BUDGETS - FY 20 - 28	
R.O.W. ACQUISITION:	N/A	# PLATS: [0]	FY 19-20	\$10,527,000.00
CONTRACTOR:			FY 20-21	\$1,728,500.00
CONSTRUCTION ADM.:	TBD		FY 21-22	\$0.00
INSPECTION:	TBD		FY 22-23	\$0.00
			FY 23-24	\$0.00
			FY 24-25	\$0.00
			FY 25-26	\$0.00
			FY 26-27	\$0.00
			FY 27-28	\$0.00


PROJECT DESCRIPTION: This project is a recommendation from the Facilities Plan Update, a WRF master planning document completed by HDR in April 2015. High rate primary treatment will improve water quality ahead of the RBC's thereby extending their useful life and improving treatment efficiency.

SPECIAL PROJECT NOTES:



**Plant High Rate Primary Treatment
Project No. 2015054**

NOT TO SCALE



METROPOLITAN SEWERAGE DISTRICT
of
BUNCOMBE COUNTY, NORTH CAROLINA

Budget Map

Metropolitan Sewerage District of Buncombe County

Board Action Item

BOARD MEETING DATE: June 13, 2018

SUBMITTED BY: Tom Hartye, P.E. - General Manager

REVIEWED BY: Ed Bradford, P.E. - Engineering Director

PREPARED BY: Kevin Johnson, P.E. - Planning & Development Manager

SUBJECT: Acceptance of Developer Constructed Sewer System for Creekside Village Phases 3, 4, & 5, MSD Project No. 2015167

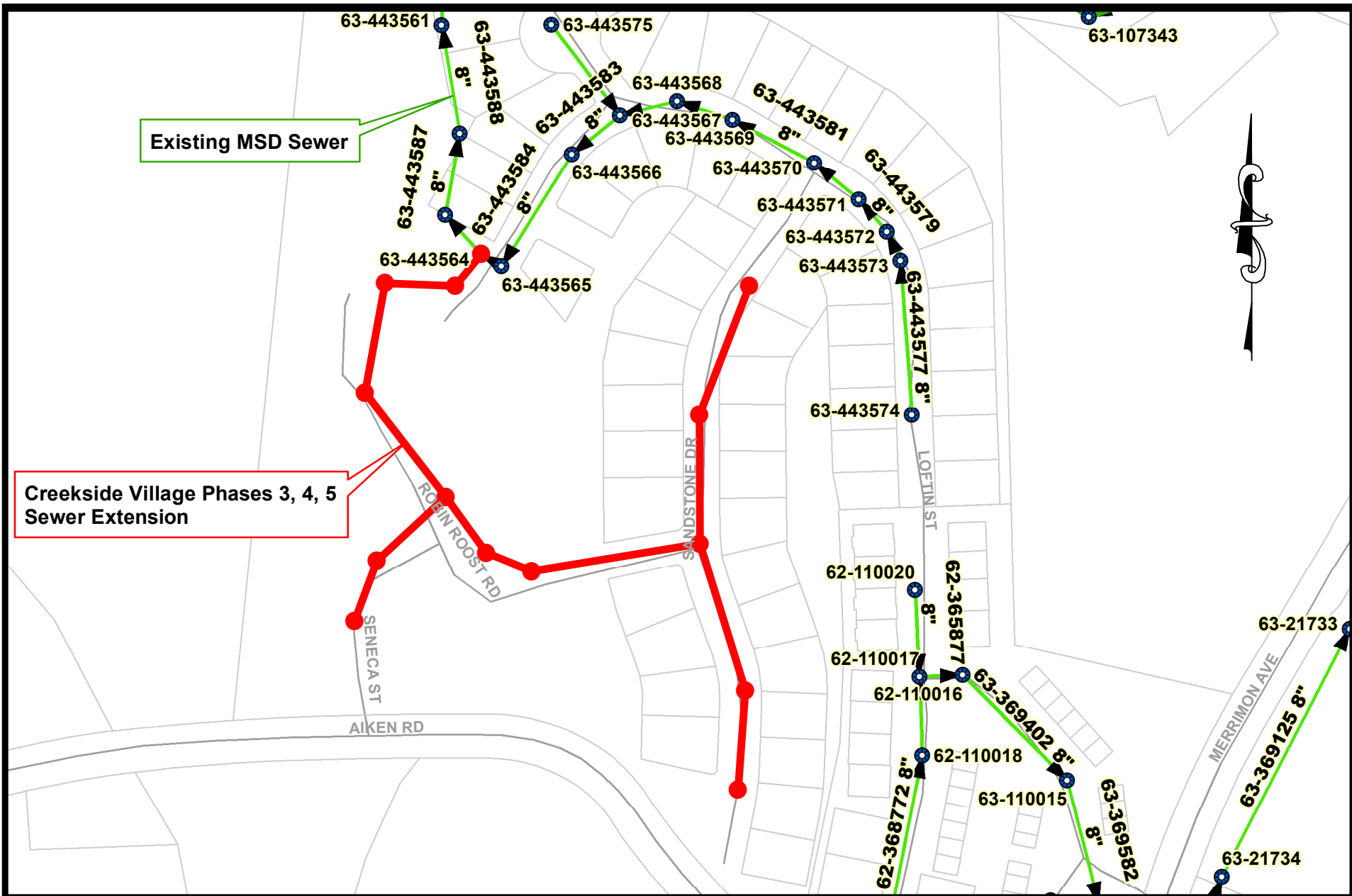
BACKGROUND: This project is located inside the District boundary off Aiken Road in the Town of Weaverville. The developer for this project is Stephen Mudge of Serrus Creekside, LLC.

The project included extending approximately 1,631 linear feet of 8-inch public gravity sewer to serve the forty-five (45) units for these phases of the single family residential development.

A wastewater allocation was issued in the amount of 13,500 GPD for the project. The estimated cost of the sewer construction is \$105,740.38.

All MSD requirements have been met.

STAFF RECOMMENDATION: Staff recommends acceptance of this developer constructed sewer system.



Existing MSD Sewer

Creekside Village Phases 3, 4, 5
Sewer Extension



MSD
Engineering Division

**Creekside Village Phases 3, 4, 5 Sewer Extension
MSD Project # 2015167**

Metropolitan Sewerage District of Buncombe County

6/05/18

Metropolitan Sewerage District of Buncombe County

Board Action Item

BOARD MEETING DATE: June 13, 2018

SUBMITTED BY: Tom Hartye, P.E. - General Manager

REVIEWED BY: Ed Bradford, P.E. - Engineering Director

PREPARED BY: Kevin Johnson, P.E. - Planning & Development Manager

SUBJECT: Acceptance of Developer Constructed Sewer System for the 340 Emma Road Sewer Extension, MSD Project No. 2015216

BACKGROUND: This project is located inside the District boundary off Emma Road in the City of Asheville. The developer for this project is Don Nicholson of Nicholson and Sun LLC.

The project included extending approximately 140 linear feet of 8-inch public gravity sewer to serve the eight (8) units for the single family residential development.

A wastewater allocation was issued in the amount of 2,400 GPD for the project. The estimated cost of the sewer construction is \$22,000.00.

All MSD requirements have been met.

STAFF RECOMMENDATION: Staff recommends acceptance of this developer constructed sewer system.



MSD
Engineering Division

**340 Emma Road Sewer Extension
MSD Project # 2015216**

Metropolitan Sewerage District of Buncombe County

6/05/18

Metropolitan Sewerage District of Buncombe County

BOARD INFORMATION ITEM

BOARD MEETING DATE: 6/13/18

SUBMITTED BY: Tom Hartye, P.E. - General Manager

PREPARED BY: Mike Stamey, P.E. - Director of System Services Construction
Scott Powell, CLGFO – Director of Finance

SUBJECT: Report on MSD Paving Agreement with City of Asheville
Project Number 2002101

BACKGROUND: This agreement is for asphalt and concrete (patching) restoration of *public roads and sidewalks* within the Asheville City Limits which have a size of approximately 300 SF or less. This restoration work is the result of District in-house maintenance and rehabilitation activities on the sewer system.

Prior to FY 12, all pavement and sidewalk restoration after MSD work was performed by contractors. This process worked well, with the exception of administrative & permitting issues concerning City of Asheville streets. With these concerns in mind, the City and the District entered an agreement on July 1, 2011 wherein the District would pay the City an annual contribution to a Paving Enterprise Fund and all pavement restoration would be performed by the City's in-house paving crews. This agreement was executed between MSD and the City for both the FY 12 and FY 13 years.

During these two contract years, the City crews provided excellent service relating to asphalt and concrete patching for the subject roadways, especially for the cuts of approximately 300 SF or less. Asphalt restoration for projects larger than 300 SF however was found to be very costly and difficult to complete by City crews in a timely manner due to workload.

As such, MSD and the City worked together in the spring of 2013 to facilitate an annually renewing agreement which provided greater efficiency and economic feasibility for both sides. The details of the agreement include City crews performing asphalt and concrete patching restoration work for MSD within City Right of Ways for areas of approximately 300 SF or less. In areas greater than 300 SF and for asphalt overlays, MSD contracts out the pavement restoration. For this agreement the City provides monthly reports to MSD and MSD makes monthly payments for completed restoration work. Additionally, MSD is not required to pay permit fees.

This annually renewing agreement was approved by the MSD Board at the June 12, 2013 meeting. For FY 18-19, the District's monetary contribution for this agreement is \$440,000.00. This amount is based upon usage throughout this past year with a total patching area of 20,000 SF.

The District must still contract out for paving overlays and patches in the City which exceed approximately 300 SF and for all paving work for the remaining areas outside the Asheville City Limits / Right of Ways.

FISCAL IMPACT: The FY 18-19 budget estimate for this item is \$440,000.00.

STAFF RECOMMENDATION: None. Information Only

Metropolitan Sewerage District of Buncombe County
BOARD ACTION ITEM

BOARD MEETING DATE: 6/13/2018

SUBMITTED BY: Tom Hartye, P.E. - General Manager

PREPARED BY: Mike Stamey, PE – System Services Director of Construction

SUBJECT: MSD FY19 Non City of Asheville Road ROW Paving Restoration Contract Project No. 2002101

BACKGROUND: This annual contract is for the restoration of roads, driveways, and sidewalks resulting from District maintenance activities for areas outside of the City of Asheville Road Right of Ways. These activities are both planned (i.e. taps for new connections or small repairs), and unplanned (i.e. emergency repairs to the system).

The contractor is required to handle all aspects of each repair - which include mobilization to each site within 24 hours; that the repair quality is made to public standards; and that a two-year warranty is provided on all work.

District staff performs limited repairs of this type as time and resources allow. In addition, for larger in-house rehabilitation projects, the paving work is competitively bid on a per-project basis.

It is noted that paving restoration following District maintenance activities in road right of ways owned by the City of Asheville is handled under a separate paving contract between MSD and the City.

The FY19 Non City of Asheville Road ROW Paving Restoration Contract was advertised with five contractors being contacted directly. One informal bid was received on May 24, 2018 as follows:

<u>Contractor</u>	<u>Total Bid</u>
French Broad Paving, Inc.	\$418,217.50

French Broad Paving, Inc. has performed previous paving projects for the District and they have an excellent performance history.

FISCAL IMPACT: The FY19 System Services CIP Construction budget includes appropriate funding for this item.


STAFF RECOMMENDATION: Staff recommends award of this contract to French Broad Paving, Inc. in the amount of \$418,217.50, contingent upon review and approval by District Counsel.

**METROPOLITAN SEWERAGE DISTRICT OF
BUNCOMBE COUNTY, NORTH CAROLINA**

**FY 2019 CONTRACT FOR THE RESTORATION OF
NON-CITY OF ASHEVILLE ROAD RIGHTS-OF-WAY
PROJECT NO. 2002101**

**BID TABULATION
May 24, 2018**

BIDDER	MBE Form	Proposal Form	Total Bid Amount
French Broad Paving Marshall, NC	2	Yes	\$418,217.50



5/28/18

Michael W. Stamey, P.E.
Construction Director
Metropolitan Sewerage District of
Buncombe County, North Carolina

This is to certify that the bids tabulated herein were publicly opened and read aloud at 10:30 AM on the 24th day of May, 2018 in the W.H. Mull Building at the Metropolitan Sewerage District of Buncombe County, Asheville, North Carolina. This was an informal bid and no bid bond was required.

Interoffice Memorandum

TO: Tom Hartye, PE - General Manager
FROM: Mike Stamey, PE – System Services Director of Construction
DATE: 5/28/18
RE: MSD FY19 Non City of Asheville Road ROW Paving Restoration Contract,
Project No. 2002101

This contract is for the restoration of roads, driveways, and sidewalks in Non City of Asheville Rights of Way resulting from District maintenance activities for the period of time from July 1, 2018 to June 30, 2019. These activities are both planned (i.e. taps for new connections or small repairs), and unplanned (i.e. emergency repairs to the system).

The contractor is required to handle all aspects of each repair - which includes mobilization to each site within 24 hours; that the repair quality is made to public standards; and that a two-year warranty is provided on all work.

District staff performs limited repairs of this type as time and resources allow. In addition, for larger in-house rehabilitation projects, the paving work is competitively bid on a per-project basis.

Please note that paving restoration following District maintenance activities in road right of ways owned by the City of Asheville is handled under a separate (annual renewing) paving contract between MSD and the City. That contract is estimated to be \$440,000.00 and will be presented to the MSD Board as a separate item.

The FY19 Non City of Asheville Road ROW Paving Restoration Contract project was advertised with five contractors being contacted directly. The Informal bid opening was held on May 24, 2018. One bid was received at that time as follows:

<u>Contractor</u>	<u>Total Bid</u>
French Broad Paving, Inc.	\$418,217.50

French Broad Paving, Inc. is the apparent low bidder for this contract with a bid amount of **\$418,217.50**. French Broad Paving, Inc. has performed numerous paving projects for the District and has an excellent performance history.

The overall FY19 system services construction budget for the paving contracts is \$1,254,155.00, which includes the City of Asheville paving contract estimated at \$440,000.00, larger competitively bid paving projects estimated at \$395,937.50, and this Non City contract at \$418,217.50.

Staff recommends award of the FY19 Non City of Asheville Road ROW Paving Restoration Contract to French Broad Paving, Inc., contingent upon review and approval by District Counsel.

**Metropolitan Sewerage District of Buncombe County, North Carolina
CAPITAL IMPROVEMENT PROGRAM**

BUDGET DATA SHEET - FY 2018 - 2019

PROJECT:	SSD Rehab. & Replacement (Annual)	LOCATION:	Various
TYPE:	General Sewer Rehab.	PIPE RATING:	N/A
PROJECT NO.	2002101	TOTAL LF:	200,000
PROJECT BUDGET:	\$43,100,000.00	PROJECT ORIGIN:	In-house Capital Improvements

DESCRIPTION	ESTIMATED PROJECT COST	TOTAL EXPENDS THRU 12/31/17	EST. COST JAN - JUNE 2018	BUDGET FY 18-19
55310 - PRELIM. ENGINEERING				
55320 - SURVEY - DESIGN				
55330 - DESIGN				
55340 - PERMITS				
55350 - SPECIAL STUDIES				
55360 - EASEMENT PLATS				
55370 - LEGAL FEES				
55380 - ACQUISITION SERVICES				
55390 - COMPENSATION				
55400 - APPRAISAL				
55410 - CONDEMNATION				
55420 - CONSTRUCTION	\$43,100,000.00	\$1,701,319.00	\$2,463,085.00	\$4,400,000.00
55430 - CONST. CONTRACT ADM.				
55440 - TESTING				
55450 - SURVEY - ASBUILT				
TOTAL AMOUNT	\$43,100,000.00	\$1,701,319.00	\$2,463,085.00	\$4,400,000.00

ENGINEER:	MSD	MS	ESTIMATED BUDGETS - FY 20 - 28	
R.O.W. ACQUISITION:	MSD	# PLATS: []	FY 19-20	\$4,300,000.00
CONTRACTOR:			FY 20-21	\$4,300,000.00
CONSTRUCTION ADM:	MSD		FY 21-22	\$4,300,000.00
INSPECTION:	MSD		FY 22-23	\$4,300,000.00
			FY 23-24	\$4,300,000.00
			FY 24-25	\$4,300,000.00
			FY 25-26	\$4,300,000.00
			FY 26-27	\$4,300,000.00
			FY 27-28	\$4,300,000.00
SPECIAL PROJECT NOTES:	Capitalized Labor & Misc.	\$1,628,416	Materials / Year	\$1,417,429.00
Fuel Allocation	\$100,000	Paving Contracts	\$1,254,155	Estimated L.F. per year 20,000

PROJECT DESCRIPTION: This line item is for the replacement of capital assets using in-house construction crews and materials. This includes new taps, small repairs, lining, as well as larger rehabilitation projects. Also included is paving when required for these repairs and rehabilitation projects. FY18-19 includes \$100,000 for contracted clearing of District owned rights-of-way. The total estimated project cost shown is the total within the ten year window.

Metropolitan Sewerage District of Buncombe County

Board Action Item

Meeting Date: June 13, 2018

Subject: Consideration of Bids - Sodium Hypochlorite Contract FY19

Prepared by: Peter Weed; Director – Water Reclamation Facility
Roger Edwards; Operations Manager – Water Reclamation Facility
Julie Willingham, CLGPO; Purchasing Supervisor

Reviewed by: Tom Hartye, General Manager
W. Scott Powell, CLGFO; Finance Director
Billy Clarke, District Counsel

Background: The Water Reclamation Facility is required to disinfect the effluent prior to discharge to the French Broad River. Liquid sodium hypochlorite is used for this purpose. Current contracted cost for Sodium Hypochlorite is \$0.60/gallon, with an estimated expenditure for FY18 - based on 200,000 gallons usage - of \$120,000.00. In May of 2018, new bids for Sodium Hypochlorite were requested from various vendors as a method of keeping costs in line, as costs have been known to fluctuate in previous years due to changes in fuel and manufacturing costs. The bid was based on an estimated usage for 2018-2019 of 200,000 gallons of Sodium Hypochlorite.

Discussion: Pursuant to North Carolina Purchasing Statutes and MSD Procedures, on May 3, 2018, bids were emailed to five vendors and an advertisement was placed on the MSD web site. Four (4) bids were received and the bid opening was held May 23, 2018. Oltrin was the lowest bidder at \$0.66/gallon and agrees to hold their price firm for the total year contract irrespective of market changes. Oltrin has been a supplier of Sodium Hypochlorite to MSD in previous years and MSD staff feels comfortable with both the quality of the chemicals and the customer service supplied by Oltrin.

Fiscal Impact: This is a Unit Price Contract, without minimum or maximum quantities. Based on historical use, FY19 expenditures for Sodium Hypochlorite is anticipated to be \$132,000.00, within the levels budgeted by the WRF.

Staff Recommendation: Staff recommends that the Board award the contract for the supply of Sodium Hypochlorite to Oltrin at a unit price of \$0.66 per gallon.

Bid Tab:

Vendor	Price per Gallon	Extended Price based on 200,000 estimated gallons	Comments
Univar Spartanburg, SC	\$1.17	\$234,000.00	Price good for one year
Specialty Chemical, Cleveland, TN	\$0.687	\$137,400.00	Price good for one year
Suffolk Sales, Suffolk, VA	Non-responsive		
JCI Jones Charlotte, NC	\$0.76	\$150,000.00	Price good for one year
Oltrin, Hamlet, NC	\$0.66	\$132,000.00	Price good for one year

ROBERTS & STEVENS

ATTORNEYS AT LAW

JOHN S. STEVENS
MARC RUDOW*
WILLIAM CLARKE
VINCENT D. CHILDRESS, JR.
GREGORY D. HUTCHINS
JACKSON D. HAMILTON
WYATT S. STEVENS
MARK C. KURDYS*
JACQUELINE D. GRANT
DAVID L. ENGLISH
F. LACHICOTTE ("LACH") ZEMP, JR.
KENNETH R. HUNT
DENNIS L. MARTIN, JR.

*DRC CERTIFIED MEDIATOR

CITY CENTRE BUILDING
301 COLLEGE STREET, SUITE 400 28801
POST OFFICE BOX 7647
ASHEVILLE, NORTH CAROLINA 28802
TELEPHONE (828) 252-6600
FACSIMILE (828) 258-6955
www.roberts-stevens.com

Writer's Direct Phone No.: 828/258-6919
Writer's Direct Facsimile: 828/210-6554
Writer's E-mail: bclarke@roberts-stevens.com

ANN-PATTON HORNTAL
PHILLIP T. JACKSON
JAMES W. K. WILDE
MARY ROBINSON HERVIG
JOHN D. NOOR
ERIC P. EDGERTON
JOHN W. TOTH
CAROLYN CLARK SNIPES
KATHRYN MAULTSBY MADISON
JESSE M. SWORDS
L. ASHLEY SAVILLE-AMTOWER

LANDON ROBERTS
(1921-2007)

May 24, 2018

Ms. Julie Willingham, CLGPO
Purchasing Supervisor
MSD
2028 Riverside Drive
Asheville, NC 28804

Via E-mail: JWillingham@msdbc.or

Re: Sodium Hypochlorite Bid, Fiscal Year 2018-2019

Dear Ms. Willingham:

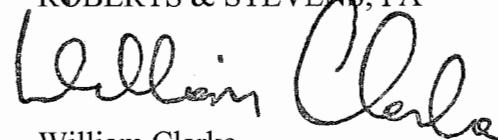
I have received and reviewed the sodium hypochlorite bid package and the sodium hypochlorite bids (5).

Specialty Chemical	.6870 per gallon
Univar	1.170 per gallon
JCI Jones	.7500 per gallon
Oltrin / Trinity Manufacturing	.6600 per gallon
Suffolk Sales	Non-responsive

All of the bids appear to be in compliance with the bid specifications. MSD may award the contract for Sodium Hypochlorite for the year 2018 -2019 to the lowest responsible bidder.

Sincerely,

ROBERTS & STEVENS, PA



William Clarke
Typed & signed in Mr. Clarke's absence

BC/sh

Metropolitan Sewerage District of Buncombe County Board Action Item

Meeting Date: June 13, 2018

Subject: Consideration of Bids – Calcium Nitrate Solution for
Odor and Hydrogen Sulfide Control Contract FY19

Prepared by: Peter Weed; Director – WRF Treatment and Maintenance
Monty Payne – Field Operations Manager
Julie Willingham, CLGPO - Purchasing Supervisor

Reviewed by: Tom Hartye, PE - General Manager
W. Scott Powell, CLGFO - Finance Director
Billy Clarke - District Counsel

Background: MSD has been using a calcium nitrate based solution for the last few years to control hydrogen sulfide formation in the South French Broad Interceptor. Hydrogen sulfide is formed in wastewater after bacteria has used most of the available oxygen. It has a predominate rotten egg odor and is easily broken out of the wastewater. When in the air space in a sewer line, it also converts to sulfuric acid which erodes the inside of sewer pipes. Calcium nitrate has proven to be effective in combating the formation of hydrogen sulfide and preventing the degradation of the collection system. Current contracted cost for calcium nitrate is \$1.99/gallon, with an estimated expenditure for FY 18 – based on 70,000 gallons usage – of \$139,300.00.

Discussion: Pursuant to North Carolina Purchasing Statutes and MSD Procedures, on May 1, 2018, bids were emailed to vendors and an advertisement was placed on the MSD web site. Two bids were received and the bid opening was held May 23, 2018. Evoqua was the lowest bidder at \$1.99/gallon and agrees to hold their price firm for the total year contract irrespective of market changes. Evoqua has been a supplier of calcium nitrate solution to MSD in previous years and MSD staff feels comfortable with both the quality of the chemicals and the customer service supplied by Evoqua.

Fiscal Impact: This is a Unit Price Contract, without minimum or maximum quantities. Based on an estimated use of 70,000 gallons at \$1.99/gallon, the annual expenditure for calcium nitrate solution is anticipated to be \$139,300.00 and is within levels budgeted by the WRF.

Staff Recommendation: Staff recommends that the Board award the contract for the supply of calcium nitrate solution to Evoqua at a unit price of \$1.99/gallon.

Bid Review:

Vendor	Price per Gallon	Extended based on 90,000 est. gal	Comments
Southern Environmental Systems, Newberry, SC	\$2.24	\$156,800.00	Price good for one year
Evoqua Sarasota, FL	\$1.99	\$139,300.00	Price good for one year

**ROBERTS
& STEVENS**
ATTORNEYS AT LAW

JOHN S. STEVENS
MARC RUDDOW*
WILLIAM CLARKE
VINCENT D. CHILDRESS, JR.
GREGORY D. HUTCHINS
JACKSON D. HAMILTON
WYATT S. STEVENS
MARK C. KURDYS*
JACQUELINE D. GRANT
DAVID L. ENGLISH
F. LACHICOTTE ("LACH") ZEMP, JR.
KENNETH R. HUNT
DENNIS L. MARTIN, JR.

*DRC CERTIFIED MEDIATOR

CITY CENTRE BUILDING
301 COLLEGE STREET, SUITE 400 28801
POST OFFICE BOX 7647
ASHEVILLE, NORTH CAROLINA 28802
TELEPHONE (828) 252-6600
FACSIMILE (828) 258-6955
www.roberts-stevens.com

Writer's Direct Phone No.: 828/258-6919
Writer's Direct Facsimile: 828/210-6554
Writer's E-mail: bclarke@roberts-stevens.com

ANN-PATTON HORNTAL
PHILLIP T. JACKSON
JAMES W. K. WILDE
MARY ROBINSON HERVIG
JOHN D. NOOR
ERIC P. EDGERTON
JOHN W. TOTH
CAROLYN CLARK SNIPES
KATHRYN MAULTSBY MADISON
JESSE M. SWORDS
L. ASHLEY SAVILLE-AMTOWER

LONDON ROBERTS
(1921-2007)

May 24, 2018

Ms. Julie Willingham, CLGPO
Purchasing Supervisor
MSD
2028 Riverside Drive
Asheville, NC 28804

Via E-mail: JWillingham@msdbc.or

Re: Calcium Nitrate Solution Bid, Fiscal Year 2018-2019

Dear Ms. Willingham:


I have received and reviewed the specifications for Odor Control chemicals (Calcium Nitrate) to be purchased by MSD in 2018 and 2019 and the proposals from Evoqua and Southern Environmental Systems.

Southern Environmental Systems	2.24 per gallon
Evoqua	1.99 per gallon

The proposals are in compliance with the bid specifications. MSD may award the contract for 2018 – 2019 to the lowest responsible bidder.

Sincerely,

ROBERTS & STEVENS, PA



William Clarke
Typed & signed in Mr. Clarke's absence

BC/sh

Metropolitan Sewerage District of Buncombe County

BOARD INFORMATIONAL ITEM

Meeting Date: June 13, 2018
Submitted By: Thomas E. Hartye, PE., General Manager
Prepared By: W. Scott Powell, CLGFO, Director of Finance
 Cheryl Rice, Accounting Manager
Subject: Cash Commitment/Investment Report-Month Ended April 30, 2018

Background

Each month, staff presents to the Board an investment report for all monies in bank accounts and specific investment instruments. The total investments as of April 30, 2018 were \$80,334,669. The detailed listing of accounts is available upon request. The average rate of return for all investments is 1.083%. These investments comply with North Carolina General Statutes, Board written investment policies, and the District's Bond Order.

The attached investment report represents cash and cash equivalents as of April 30, 2018 do not reflect contractual commitments or encumbrances against said funds. Shown below are the total investments as of April 30, 2018 reduced by contractual commitments, bond funds, and District reserve funds. The balance available for future capital outlay is \$51,364,156.

Total Cash & Investments as of 04/30/2018		80,334,669
Less:		
Budgeted Commitments (Required to pay remaining FY18 budgeted expenditures from unrestricted cash)		
Construction Funds	(13,230,591)	
Operations & Maintenance Fund	<u>(3,725,085)</u>	
		(16,955,676)
Bond Restricted Funds		
Bond Service (Funds held by trustee):		
Funds in Principal & Interest Accounts	(50,951)	
FY18 Principal & Interest Due	<u>(6,366,531)</u>	
		(6,417,482)
District Reserve Funds		
Fleet Replacement	(733,855)	
Pump Replacement	(189,465)	
WWTP Replacement	(307,757)	
Maintenance Reserve	<u>(967,857)</u>	
		(2,198,934)
District Insurance Funds		
General Liability	(339,798)	
Worker's Compensation	(291,197)	
Post-Retirement Benefit	(1,618,058)	
Self-Funded Employee Medical	<u>(1,149,368)</u>	
		(3,398,421)
Designated for Capital Outlay		<u><u>51,364,156</u></u>

Staff Recommendation

None. Information Only.

Action Taken

Motion by:	to	Approve
Second by:		Disapprove
Other	Follow-up Required:	Send to Committee
		Person Required: Deadline:

Board Meeting: June 13, 2018

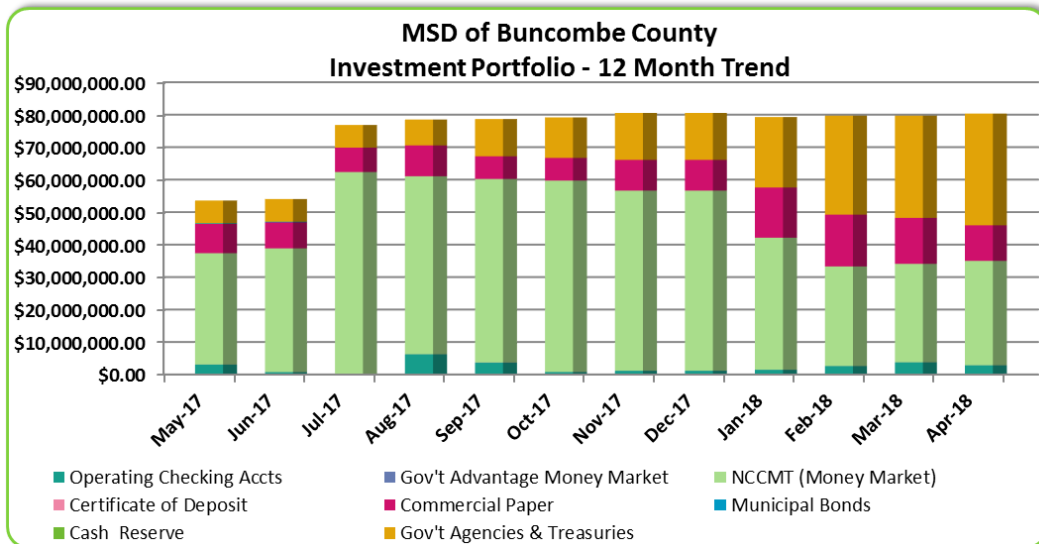
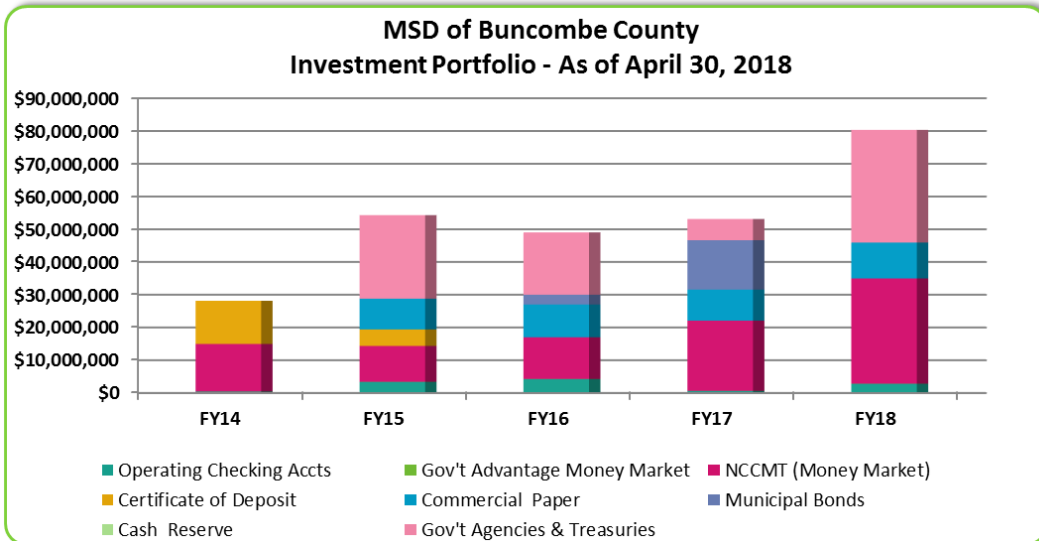
Subject: Cash Commitment/Investment Report-Month Ended April 30, 2018

Page -2-

**Metropolitan Sewerage District of Buncombe County
Investment Portfolio**

	Operating Checking Accounts	Gov't Advantage Money Market	NCCMT (Money Market)	Certificate of Deposit	Commercial Paper	Municipal Bonds	Cash Reserve	Gov't Agencies & Treasuries	Total
Held with Bond Trustee	\$ -		\$ 3,849,567			\$ -	\$ -		\$ 3,849,567
Held by MSD	2,803,429	46,677	28,275,700	-	10,957,419	-		34,401,877	76,485,102
	\$ 2,803,429	\$ 46,677	\$ 32,125,267	\$ -	\$ 10,957,419	\$ -	\$ -	\$ 34,401,877	\$ 80,334,669

<u>Investment Policy Asset Allocation</u>	<u>Maximum Percent</u>	<u>Actual Percent</u>	
U.S. Government Treasuries, Agencies and Instrumentalities	100%	42.82%	No significant changes in the investment portfolio as to makeup or total amount.
Bankers' Acceptances	20%	0.00%	
Certificates of Deposit	100%	0.00%	
Commercial Paper	20%	13.64%	
Municipal Bonds	100%	0.00%	
North Carolina Capital Management Trust	100%	39.99%	The District 's YTM of 1.76% is exceeding the YTM benchmark of the NCCMT Government Portfolio.
Checking Accounts:	100%		
Operating Checking Accounts		3.49%	All funds invested in CD's, operating checking accounts, Gov't Advantage money market are fully collateralized with the State Treasurer.
Gov't Advantage Money Market		0.06%	



Board Meeting: June 13, 2018

Subject: Cash Commitment/Investment Report-Month Ended April 30, 2018

Page -3-

**METROPOLITAN SEWERAGE DISTRICT
INVESTMENT MANAGERS' REPORT
At April 30, 2018**

Summary of Asset Transactions

	Original Cost	Market	Interest Receivable
Beginning Balance	\$ 68,877,916	\$ 68,945,985	\$ 98,684
Capital Contributed (Withdrawn)	2,428,116	2,428,116	
Realized Income	52,820	52,820	(14,040)
Unrealized/Accrued Income	3,627	19,469	3,627
Ending Balance	<u>\$ 71,362,479</u>	<u>\$ 71,446,390</u>	<u>\$ 88,271</u>

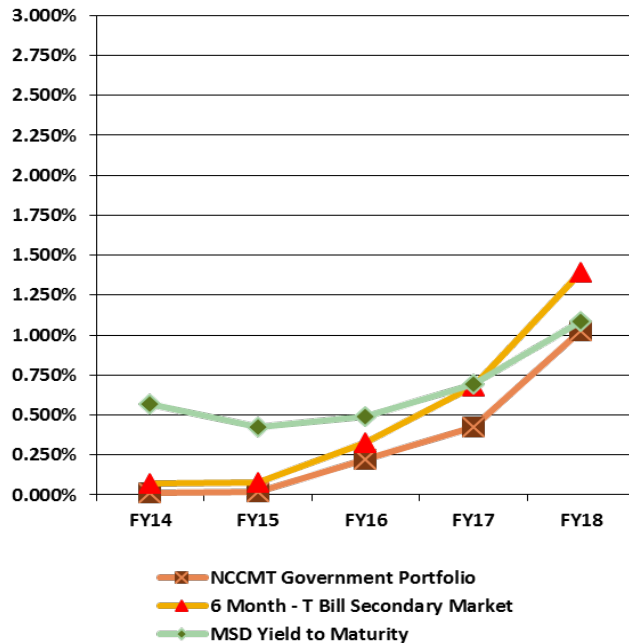
Value and Income by Maturity

	Original Cost	Income
Cash Equivalents <91 Days	\$ 37,008,159	\$ 32,089
Securities/CD's 91 to 365 Days	26,854,321	\$ 23,285
Securities/CD's > 1 Year	7,500,000	\$ 6,503
	<u>\$ 71,362,479</u>	<u>\$ 61,877</u>

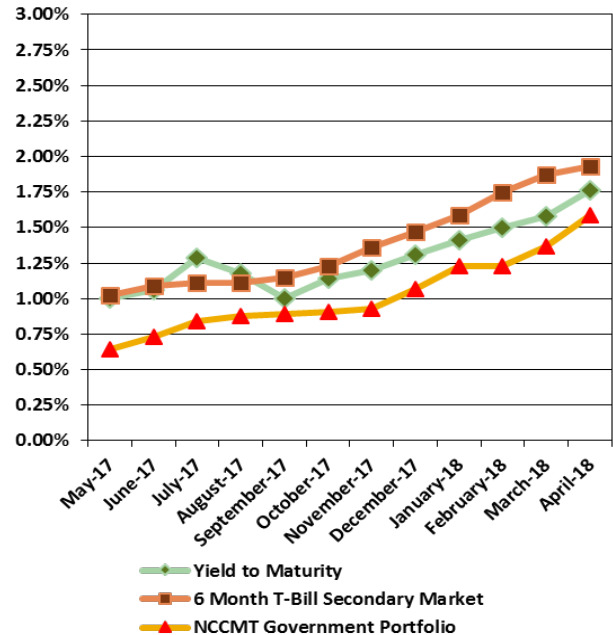
Month End Portfolio Information

Weighted Average Maturity	133
Yield to Maturity	1.76%
6 Month T-Bill Secondary Market	1.93%
NCCMT Government Portfolio	1.59%

**Metropolitan Sewerage District
Annual Yield Comparison**



**Metropolitan Sewerage District
Yield Comparison - April 30, 2018**

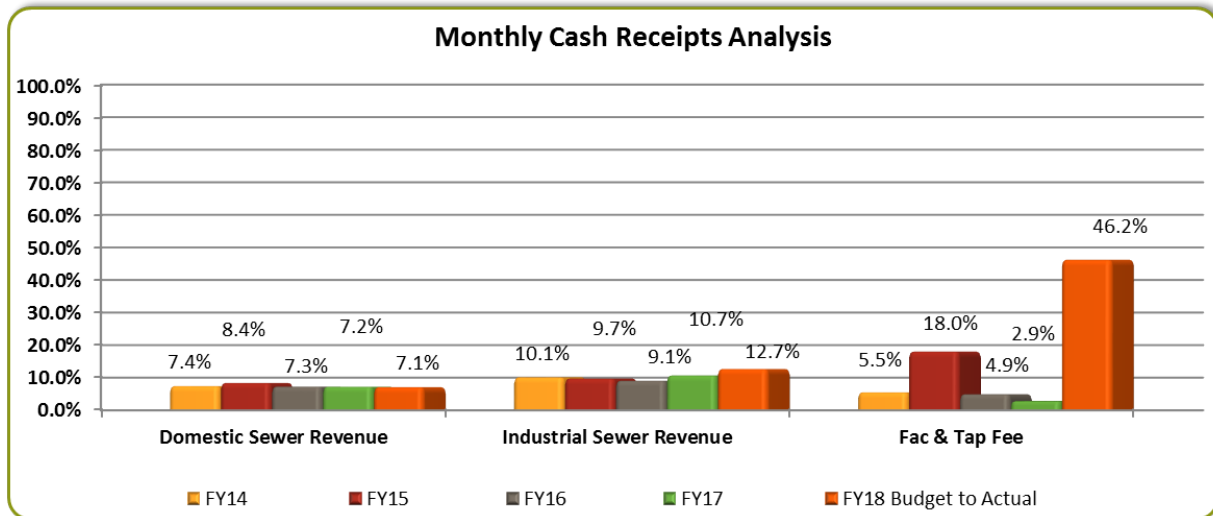


Board Meeting: June 13, 2018

Subject: Cash Commitment/Investment Report-Month Ended April 30, 2018

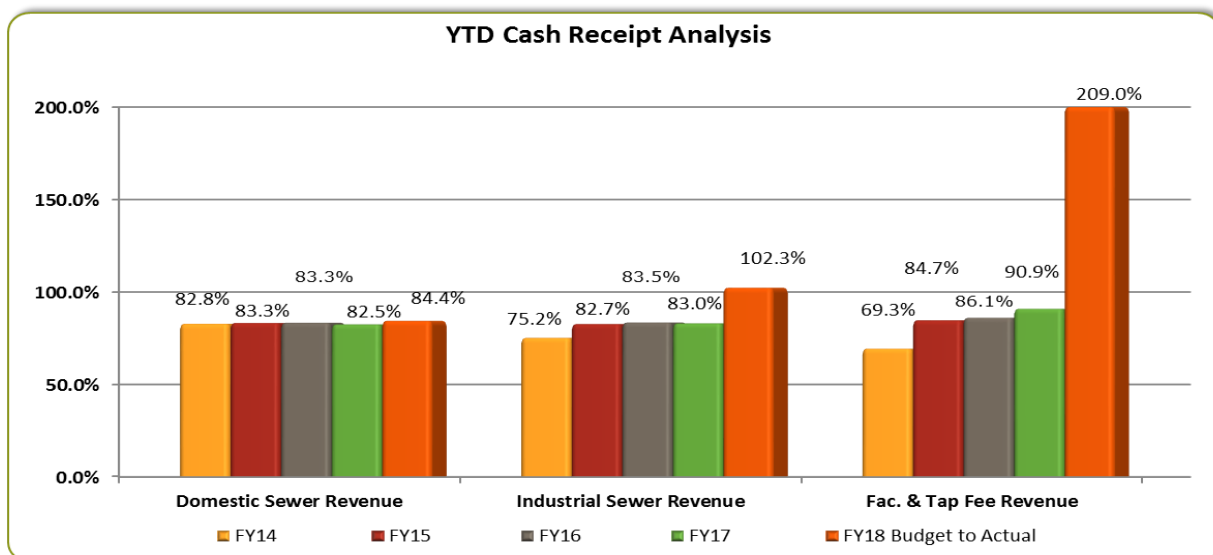
Page -4-

**METROPOLITAN SEWERAGE DISTRICT
ANALYSIS OF CASH RECEIPTS
As of April 30, 2018**



Monthly Cash Receipts Analysis:

- Monthly domestic sewer revenue is considered reasonable based on timing of cash receipts in their respective fiscal periods.
- Monthly industrial sewer revenue is reasonable based on historical trends.
- Due to the unpredictable nature of facility and tap fee revenue, staff considers facility and tap fee revenue reasonable.



YTD Actual Revenue Analysis:

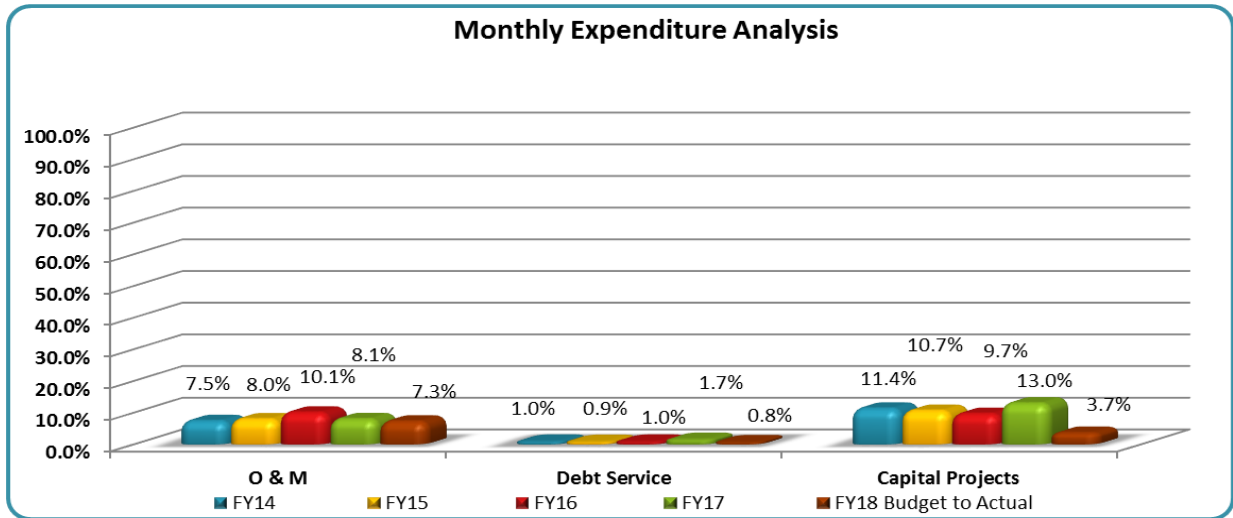
- YTD domestic sewer revenue is considered reasonable based on historical trends.
- YTD industrial sewer revenue is reasonable based on historical trends.
- Due to the unpredictable nature of facility and tap fee revenue, staff considers facility and tap fee revenue reasonable.

Board Meeting: June 13, 2018

Subject: Cash Commitment/Investment Report-Month Ended April 30, 2018

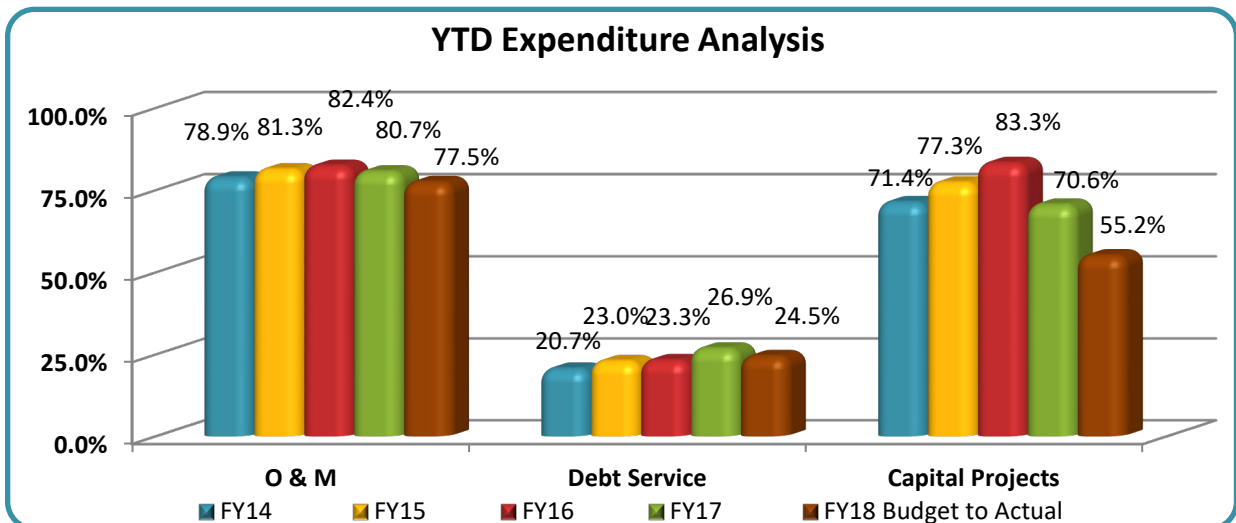
Page -5-

**METROPOLITAN SEWERAGE DISTRICT
ANALYSIS OF EXPENDITURES
As of April 30, 2018**



Monthly Expenditure Analysis:

- Monthly O&M expenditures are considered reasonable based on historical trends and timing of expenditures in the current year.
- Due to the nature of the variable rate bond market, monthly expenditures can vary year to year. Based on current variable interest rates, monthly debt service expenditures are considered reasonable.
- Due to nature and timing of capital projects, monthly expenditures can vary from year to year. Based on the current outstanding capital projects, monthly capital project expenditures are considered reasonable.



YTD Expenditure Analysis:

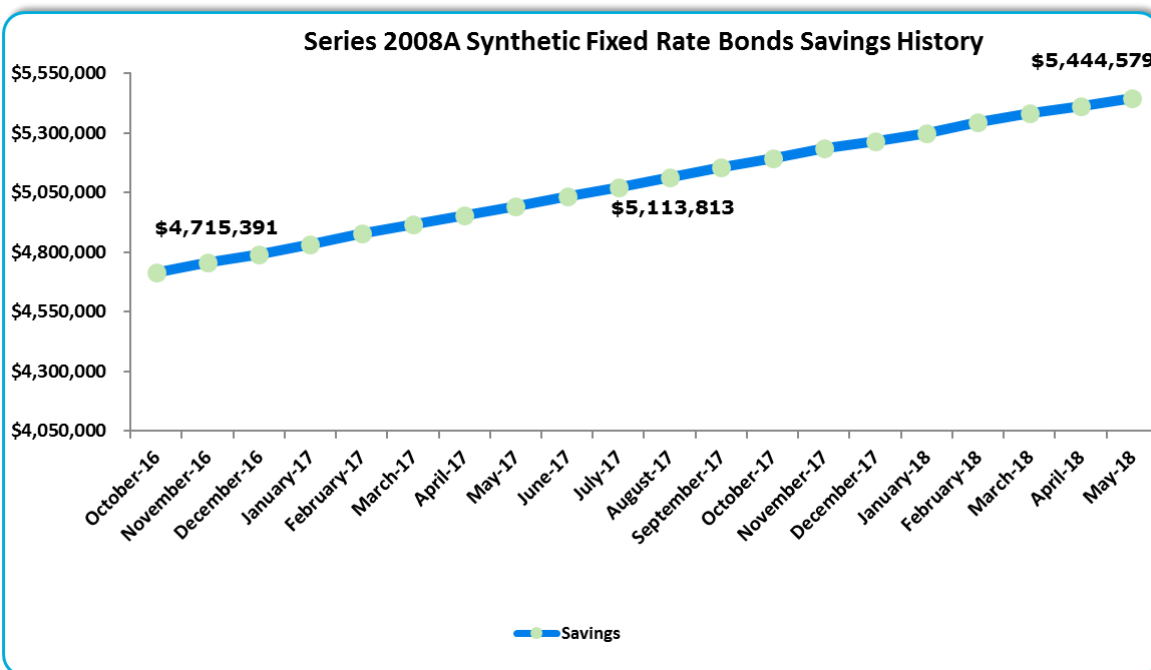
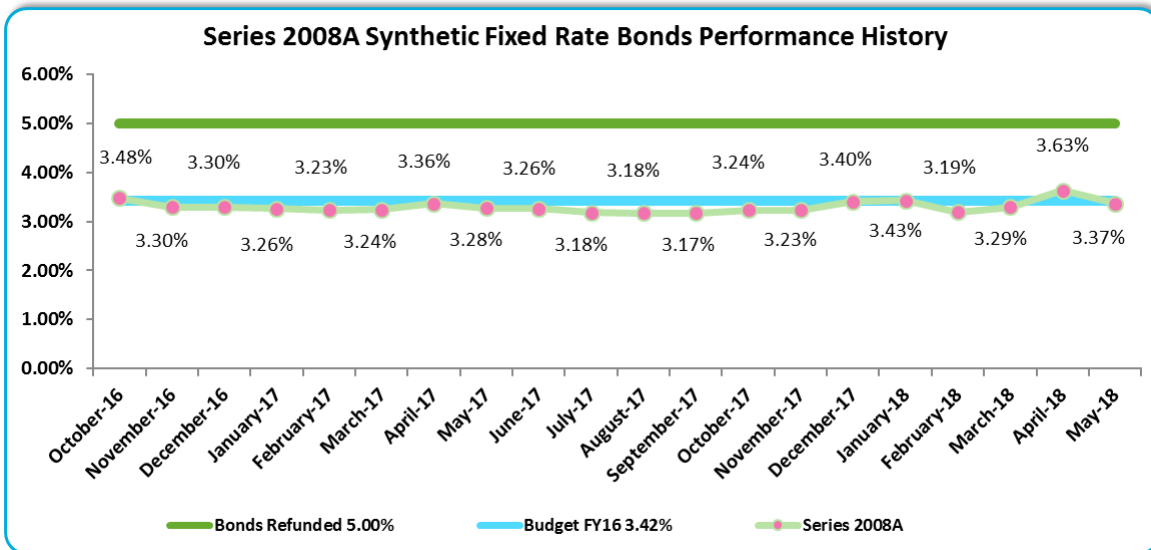
- YTD O&M expenditures are considered reasonable based on historical trends.
- Due to the nature of the variable rate bond market, YTD expenditures can vary year to year. Based on current variable interest rates, YTD debt service expenditures are considered reasonable.
- Due to nature and timing of capital projects, YTD expenditures can vary from year to year. Based on the current outstanding capital projects, YTD capital project expenditures are considered reasonable.

Board Meeting: June 13, 2018

Subject: Cash Commitment/Investment Report-Month Ended April 30, 2018

Page -6-

**METROPOLITAN SEWERAGE DISTRICT
VARIABLE DEBT SERVICE REPORT
As of May 31, 2018**



Series 2008A:

- Savings to date on the Series 2008A Synthetic Fixed Rate Bonds is \$5,444,579 as compared to 4/1/2008 fixed rate of 4.85%.
- Assuming that the rate on the Series 2008A Bonds continues at the current all-in rate of 3.9475%, MSD will achieve cash savings of \$4,670,000 over the life of the bonds.
- MSD would pay \$2,676,005 to terminate the existing Bank of America Swap Agreement.

Metropolitan Sewerage District of Buncombe County

BOARD ACTION ITEM

Meeting Date: June 13, 2018

Submitted By: Thomas E. Hartye, PE., General Manager

Prepared By: W. Scott Powell, CLGFO, Director of Finance

Reviewed By: Billy Clarke, Legal Counsel

Subject: Consideration of the Resolution Adopting the Budget for FY 2018-2019
and the Schedule of Sewer Rates & Fees

Background

The District Budget process must comply with North Carolina General Statutes and the MSD Revenue Bond Order. The Bond order requires that the District adopt its final budget on or before June 15 of each year. The North Carolina General Statutes required that an annual balanced budget ordinance, based upon expected revenues, along with a budget message, to be presented to the governing board no later than June 1 of each year.

The Finance Committee met in May and unanimously approved staff's recommendation to forward to the Board for approval the FY2018-2019 Preliminary Budget Document, proposed Budget Resolution, and Schedule of Rates, Fees, and Charges. On May 16th, the Board approved staff's recommendations.

Recommendation

There have been no changes to the proposed Final Budget, Budget Resolution, and Schedule of Rates, Fees, and Charges. Staff recommends approval of the [FY2018-2019 Budget Document](#) along with the attached Budget Resolution, and Schedule of Rates, Fees, and Charges.

Action Taken

Motion by:

Second by:

Other:

Follow-up Required:

to

Approve

Table

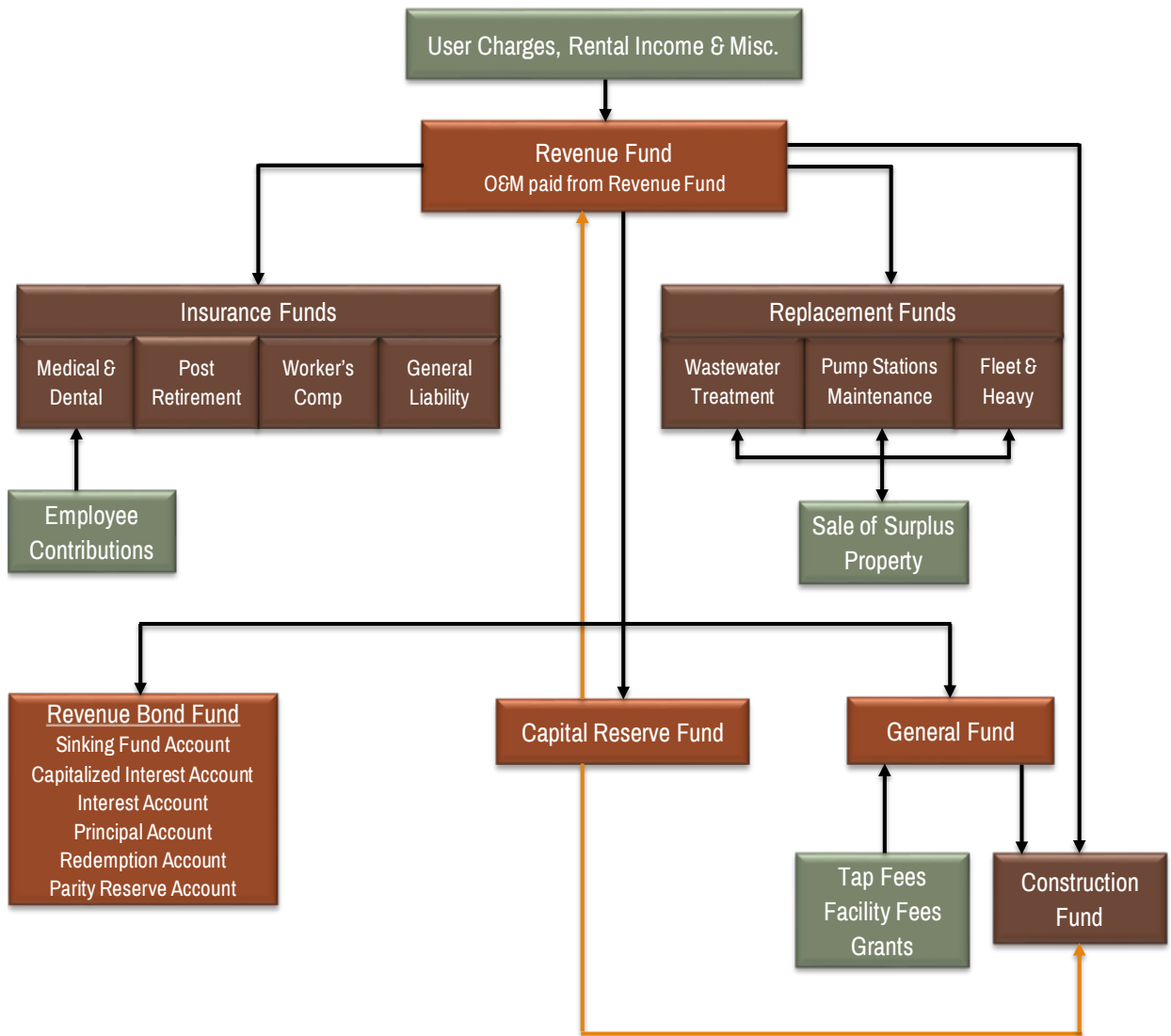
Person Required:

Disapprove

Send to Committee

Deadline:

Flow of Funds Chart



Priority of expenditures per Bond Order

1. Current Expenditures
2. Debt Service
3. Capital Reserve

- Income Sources
- Trustee Funds
- Expenditures

— Flow of Funding

— Flow of Funding if required for emergency repairs or maintenance

Budget Resolution

**Resolution Adopting Final Budget and Sewer Use Charges
For The
Metropolitan Sewerage District
of Buncombe County, North Carolina
For the Fiscal Year July 1, 2018 Thru June 30, 2019**

WHEREAS, the Board of Directors has reviewed the Operations and Maintenance, Bond, Reserves, Construction Expenditures of the District, and the sources of revenue and allocations (uses) of expenditures for the 2018-2019 fiscal year; and

NOW, THEREFORE, BE IT RESOLVED:

1. The following amounts are hereby appropriated in the Revenue Fund for the Operations and Maintenance of the District and for transfers to the Debt Service, General Fund, and Insurance Funds for the fiscal year beginning July 1, 2018 and ending June 30, 2019:

Operating and Maintenance Expenses	\$ 12,949,616
Transfer to Insurance Accounts	\$ 3,313,447
Transfer to Fleet & Heavy Equipment Fund	\$ 500,000
Transfer to Wastewater Treatment Plant Fund	\$ 180,000
Transfer to Pump Stations Reserve	\$ 50,000
Transfer to General Fund	<u>\$ 5,000,000</u>
Subtotal O&M	\$ 21,993,063
Transfer to Debt Service Fund	<u>\$ 9,448,115</u>
	<u>\$ 31,441,178</u>

It is estimated that the following revenues will be available in the Revenue Fund for the fiscal year beginning July 1, 2018 and ending June 30, 2019:

Domestic User Fees	\$ 32,431,584
Industrial User Fees	\$ 3,422,373
Billing and Collection Fees	\$ 816,660
Investment Interest	\$ 764,965
Reimbursement for Debt Service from COA	\$ 35,000
Rental Income	\$ 71,641
Contribution to Net Position	<u>\$ (6,101,045)</u>
	<u>\$ 31,441,178</u>

2. The following amounts are hereby appropriated in the General Fund for the transfers to the Construction Fund for the fiscal year beginning July 1, 2018 and ending June 30, 2019:

Transfer into Construction	<u>\$ 16,000,000</u>
----------------------------	----------------------

Budget Resolution

It is estimated that the following revenues will be available in the General Fund for the fiscal year beginning July 1, 2018 and ending June 30, 2019:

Facility and Tap Fees	\$ 2,175,000
Transfer from the Revenue Fund	\$ 5,000,000
Investment Income	\$ 142,311
Appropriated Net Position	<u>\$ 8,682,689</u>
	<u>\$ 16,000,000</u>

3. The following amounts are hereby appropriated in the Construction Fund for Capital Improvement Plan expenditures for the fiscal year beginning July 1, 2018 and ending June 30, 2019.

Capital Improvements Projects	<u>\$ 23,492,718</u>
-------------------------------	----------------------

It is estimated that the following revenues will be available to the Construction Fund for the fiscal year beginning July 1, 2018 and ending June 30, 2019.

Investment Income	\$ 135,921
Transfer from General Fund	\$ 16,000,000
Appropriated Net Position	<u>\$ 7,356,797</u>
	<u>\$ 23,492,718</u>

4. The following amounts are presented as the financial plan of the Insurance Funds that are used to provide insurance services. Estimated operating expenditures for the fiscal year beginning July 1, 2018 and ending June 30, 2019 are:

Operating Expenditures	<u>\$ 3,925,538</u>
------------------------	---------------------

It is estimated that the following revenues will be available in the Insurance Funds for the fiscal year beginning July 1, 2018 and ending June 30, 2019:

Transfer from the Revenue Fund	\$ 3,313,447
Investment Income	\$ 28,000
Employee/Retirees Medical Contributions	\$ 421,467
Appropriated Net Position	<u>\$ 162,624</u>
	<u>\$ 3,925,538</u>

5. The following amounts are presented as the financial plan of the Fleet & Heavy Equipment Fund designated for capital equipment expenditures for the fiscal year beginning July 1, 2018 and ending June 30, 2019 estimated as follows:

Capital Equipment	<u>\$ 721,000</u>
-------------------	-------------------

Budget Resolution

It is estimated that the following revenues will be available in the Fleet & Heavy Equipment Fund for the fiscal year beginning July 1, 2018 and ending June 30, 2019:

Transfer from the Revenue Fund	\$	500,000
Sale of Surplus Property	\$	72,100
Investment Income	\$	3,681
Appropriated Net Position	\$	<u>145,219</u>
	\$	<u>721,000</u>

6. The following amounts are presented as the financial plan of the Wastewater Treatment Plant Replacement Fund designated for wastewater treatment plant capital expenditures for the fiscal year beginning July 1, 2018 and ending June 30, 2019 estimated as follows:

Capital Equipment	\$	<u>160,000</u>
-------------------	----	----------------

It is estimated that the following revenues will be available in the Wastewater Treatment Plant Replacement Fund for the fiscal year beginning July 1, 2018 and ending June 30, 2019:

Transfer from the Revenue Fund	\$	180,000
Investment Income	\$	5,258
Transfer Out to Pump Station Replacement Fund	\$	(50,000)
Appropriated Net Position	\$	<u>24,742</u>
	\$	<u>160,000</u>

7. The following amounts are presented as the financial plan in the Pump Station Replacement Fund designated for pump capital expenditures for the fiscal year beginning July 1, 2018 and ending June 30, 2019 estimated as follows:

Capital Equipment	\$	<u>85,000</u>
-------------------	----	---------------

It is estimated that the following revenues will be available in the Pump Station Replacement Fund for the fiscal year beginning July 1, 2018 and ending June 30, 2019:

Transfer from the Revenue Fund	\$	50,000
Transfer from the Wastewater Replacement Fund	\$	50,000
Investment Income	\$	1,458
Contribution to Net Position	\$	<u>(16,480)</u>
	\$	<u>85,000</u>

Budget Resolution

8. The following amounts are hereby appropriated in the Debt Service Fund for principal and interest payments for the fiscal year beginning July 1, 2018 and ending June 30, 2019:

Debt Service	<u>\$ 9,448,115</u>
--------------	---------------------

It is estimated that the following revenues will be available in the Debt Service Fund for the fiscal year beginning July 1, 2018 and ending June 30, 2019:

Transfer from the Revenue Fund	\$ 9,448,115
Investment Income	\$ 1,000
Contribution to Net Position	<u>\$ (1,000)</u>
	<u>\$ 9,448,115</u>

9. That the Board of the Metropolitan Sewerage District does hereby approve an increase in the Budgets to the amount necessary to reflect any contributions to the Debt Service Reserve Fund or Capital Reserve Fund as determined by the Bond Trustee to be necessary to comply with covenants in the Bond Order.
10. The General Manager is hereby authorized to transfer appropriations as contained herein under the following conditions:
- He may transfer amounts without limitation between departments in a fund.
 - He may transfer any amounts within Debt Service and Reserve Funds designated as excess by the Trustee into another fund.
 - He may transfer up to 10% of Insurance Fund reserves to meet current year expenditures in excess of budget.
11. That the attached Schedule of Fees and Charges be adopted as effective July 1, 2018.
12. That this resolution shall be entered in the minutes of the District and within five (5) days after its adoption, copies thereof are ordered to be filed with the Finance and Budget Officer and Secretary of the Board as required by G.S. 159-13 (d).

Adopted this 13th day of June 2018

M. Jerry VeHaun, Chairman
Metropolitan Sewerage District of
Buncombe County, North Carolina

Attest:

Jackie W. Bryson
Secretary/Treasurer

Schedule of Rates, Fees, and Charges - FY2019

Effective July 1, 2018

	CURRENT FY18 RATE	PROPOSED FY19 RATE
Rate increase		2.5%
Average Monthly Sewer Charge (Without Billing Charges)	\$ 29.44	\$ 30.16
Average Monthly Sewer Charge (With 1/2 Billing Charges-COA example)	\$ 30.62	\$ 31.36
Collection Treatment Charge		
Residential & Commercial Volume Charges (per CCF) Inside	\$ 4.50	\$ 4.61
Industrial Volume Charges (per CCF) Inside	\$ 4.21	\$ 4.47
Industrial Surcharge for BOD (per lb., BOD >250 mg/l) Inside	\$ 0.314	\$ 0.307
Industrial Surcharge for TSS (per lb., TSS >250 mg/l) Inside	\$ 0.256	\$ 0.253
Residential & Commercial Volume Charges (per CCF) Outside	\$ 4.51	\$ 4.62
Industrial Volume Charges (per CCF) Outside	\$ 4.22	\$ 4.48
Industrial Surcharge for BOD (per lb., BOD >250 mg/l) Outside	\$ 0.314	\$ 0.307
Industrial Surcharge for TSS (per lb., TSS >250 mg/l) Outside	\$ 0.256	\$ 0.253
Base Meter/Maintenance Charge & Billing Fee		
5/8"	\$ 6.94	\$ 7.11
3/4"	\$ 10.10	\$ 10.35
1"	\$ 17.92	\$ 18.37
1 1/2"	\$ 41.01	\$ 42.04
2"	\$ 72.53	\$ 74.34
3"	\$ 160.85	\$ 164.87
4"	\$ 287.03	\$ 294.21
6"	\$ 646.60	\$ 662.77
8"	\$ 1,148.12	\$ 1,176.82
10"	\$ 1,797.89	\$ 1,842.84
Billing Fee (per bill)	\$ 2.36	\$ 2.40
Sewer System Development Fees		
This impact fee is for allotted capacity in the treatment and transmission system. A differential fee will be charged for increases to an existing meter size.		
Residential		
Per Unit (single family detached and mobile home)	\$ 2,500.00	\$ 2,836.00
Multifamily Unit	\$ 2,500.00	\$ 1,900.00
Affordable Housing	\$ 670.00	\$ 670.00

Schedule of Rates, Fees, and Charges - FY2019

Effective July 1, 2018

continued

	CURRENT FY18 RATE	PROPOSED FY19 RATE
Sewer System Development Fees (continued)		
Nonresidential		
5/8"	\$ 2,500.00	\$ 2,836.00
3/4"	\$ 2,830.00	\$ 4,254.00
1"	\$ 5,560.00	\$ 7,090.00
1 1/2"	\$ 11,350.00	\$ 14,180.00
2"	\$ 20,000.00	\$ 22,688.00
3"	\$ 45,000.00	\$ 45,376.00
4"	\$ 87,500.00	\$ 70,900.00
6"	\$ 225,400.00	\$ 141,800.00
8"	\$ 237,500.00	\$ 226,800.00
10"	\$ -	\$ 595,560.00
12"	\$ -	\$ 751,540.00
Additions < 1,400 GPD	\$ 870.00	\$ 870.00
Additions over 1,400 GPD	Based on flow	Based on flow
Sewer Connection Fees**		
This fee is to provide new or re-establish existing service connections to the MSD system.		
Sewer Connection by MSD	\$ 650.00	\$ 1,300.00
Pavement Disturbance and Boring Fee	\$ 2,200.00	\$ 2,300.00
Inspection Fee for Developer (or Utility Contractor) Installed Sewer Connection	\$ 140.00	\$ 140.00
<p>**The Sewer Connection Fee will apply to all new construction, as well as existing structures which have been demolished/rebuilt and sewer service is reinstated under new property ownership. MSD reserves the right to require that a licensed utility contractor install any sewer connection/service line. Sewer service lines within public rights-of-way between 75 and 300 feet shall be constructed by a licensed utility contractor to MSD Standards. All work will be subject to MSD inspection.</p>		
Manhole Installation/Replacement		
Cost per foot	\$ 250.00	\$ 250.00
Pavement replacement (if required)	\$ 1,800.00	\$ 1,800.00

Schedule of Rates, Fees, and Charges - FY2019

Effective July 1, 2018

continued

	CURRENT FY18 RATE	PROPOSED FY19 RATE
Other Fees		
Allocation Fee	\$ 170.00	\$ 170.00
Non-Discharge Permit	\$ 200.00	\$ 200.00
Plan Review Fee	\$ 450.00	\$ 450.00
Plan re-review Fee	\$ 350.00	\$ 350.00
Final Inspection	\$ 350.00	\$ 350.00
Pump Station Acceptance Fee	Note 1	Note 1
Note 1—See policy for details of computation of O&M and equipment replacement costs for upcoming 20 years; 50% discount for affordable housing		
Bulk Charges		
Volume Charge for Septic Haulers (per 1,000 Gal.)	\$ 45.00	\$ 45.00
Biochemical Oxygen Demand >250 mg/l (per lb.)	\$ 0.314	\$ 0.307
Total Suspended Solids >250 mg/l (per lb.)	\$ 0.256	\$ 0.253
Returned Check Charge		
Returned Check (per event)	\$ 25.00	\$ 25.00
Dishonored Draft (per event)	\$ 25.00	\$ 25.00
Copy/Printing Fees/Miscellaneous (each)		
8x11 first print of standard GIS inquiry	\$ 1.00	\$ 1.00
8x14 first print of standard GIS inquiry	\$ 1.00	\$ 1.00
11x17 first print of standard GIS inquiry	\$ 2.00	\$ 2.00
24x36 first print of standard GIS inquiry	\$ 7.00	\$ 7.00
34x44 first print of standard GIS inquiry	\$ 12.00	\$ 12.00
36x48 first print of standard GIS inquiry	\$ 14.00	\$ 14.00
8x11 or 8x14 copies after first print	\$ 0.11	\$ 0.11
11x17 copies after first print	\$ 0.20	\$ 0.20
24x36 copies after first print	\$ 0.94	\$ 0.94
34x44 copies after first print	\$ 1.76	\$ 1.76
36x48 copies after first print	\$ 2.03	\$ 2.03
Foam Core mounting per sq. foot	\$ 3.00	\$ 3.00
Data CD	\$ 30.00	\$ 30.00
Shipping for CD	\$ 5.00	\$ 5.00
Permit Decals for Septic Haulers	\$ 50.00	\$ 50.00

STATUS REPORTS

MSD System Services In-House Construction

FY 17-18 PROJECTS

PROJECT NAME	LOCATION	ZIP CODE	ESTIMATED FOOTAGE	ESTIMATED PROJECT DATES	WO#	CREW	COMPLETION DATE	ACTUAL FOOTAGE	NOTES
11 Greenbriar Emergency Repair	Asheville	TBA	50	7/1/17 - 7/10/17	244238	632	7/7/2017	52	complete
Sycamore Drive @ Walnut Street (Phase 2)	Arden	28704	290	7/1/17 - 7/31/17	244350	631	7/14/2017	291	complete
Windsor Road @ Beaverbrook Road	North Asheville	28804	726	7/8/17-7/31/17	228305	632	7/31/2017	725	complete
Nebraska Street Emergency Rehabilitation (Ph. 1)	W. Asheville	28806	415	8/1/17 - 9/1/17	240563	631	8/10/2017	414	complete
Celia Place at Bond Street (Rework)	N. Asheville	28801	250	8/1/17 - 8/11/17	244891	632	8/10/2017	80	complete
Windsor Road @ Beaverbrook Road (Ph. 2)	North Asheville	28804	125	8/14/17 - 9/1/17	244938	632	8/17/2017	124	complete
Sycamore Drive @ Walnut Street (Phase 3)	Arden	28704	494	8/11/17 - 9/1/17	245100	631	8/30/2017	479	complete
185 Mississippi Road	Montreat	28757	143	9/2/15 - 9/5/17	245783	632	9/5/2017	143	complete
Cedar Lane @ Oak Terrace	Arden	28704	1000	9/1/17 - 10/2/17	237374	631	9/28/2017	1001	complete
Penelope Street @ W. Cotton Ave	Black Mountain	28711	700	9/2/17 - 10/2/17	222331	632	9/29/2017	741	complete
Raliegh Avenue @ Marietta Street	Asheville	28803	655	10/2/17 - 11/1/17	237100	631	10/31/2017	746	complete
Manila Street	Asheville	28806	650	10/2/17-11/10/17	246373	632	11/10/2017	654	complete
44 Forsythe St	Asheville	28801	350	11/2/17 - 11/30/17	237035	631	11/17/2017	344	complete
School Road at Woodland (Ph. 1)	W. Asheville	28806	350	11/13/17 - 12/13/17	224993	632	11/29/2017	319	complete
School Road at Woodland (Ph. 2)	W. Asheville	28806	150	11/13/17 - 12/13/17	224993	632	11/29/2017	154	complete
Wilson Avenue at Grovemont Avenue	Swannanoa	28778	1480	12/1/17 - 1/3/18	247244	631	12/18/2017	1491	complete
Buchanan Ave Ph. 1 Sewer Rehabilitation	Asheville	28801	340	12/4/17 - 12/31/17	247996	632	12/19/2017	206	complete
209 Cane Creek Road Sewer Replacement	Fletcher	28732	337	12/28/17 - 1/12/18	232970	632	1/9/2018	348	complete
149 Weston Rd	Arden	28704	210	12/28/17 - 1/12/18	225004	631	1/10/2018	188	complete
Carlyle Way @ Sweeten Creek Rd	South Asheville	28803	100	1/13/18 - 1/23/18	248915	TBA	1/23/2018	79	complete
Fairfax Avenue	Asheville	28806	208	1/15/18 - 1/31/18	246376	632	1/26/2018	231	complete
100 Airport Road	Arden	28704	150	1/24/18 - 1/29/18	248988	631	1/29/2018	146	complete
Laurel Road Phase 2A	Arden	28704	1496	1/30/18 - 2/23/18	248227	631	2/19/2018	417	complete
Roberts Street	Asheville	28801	311	2/1/18 - 2/23/18	246375	632	2/21/2018	308	complete
4 Westview Ave	Asheville - Oakley	28803	740	2/26/18 - 3/16/18	238683	632	3/16/2018	775	complete
Asheville Country Club Phase 1C	North Asheville	28804	1210	2/26/18 - 3/30/18	237431	631	3/28/2018	1315	complete
Sunset Dr. @ Vance Drive	Black Mountain	28711	1010	3/18/18 - 3/30/18	237499	632	3/26/2018	950	complete
169 Windsor Avenue Sewer Rehabilitation	Asheville	28804	650	4/2/18 - 4/20/18	240566	631	4/24/2018	670	complete
Governors View Road @ Bull Mountain Road	Asheville	28805	785	4/2/18 - 5/16/18	238394	632	4/26/2018	1020	complete
Royal Pines @ Oak Terrace	Arden	28704	1000	4/25/18 - 5/18/18	237372	631	5/11/2018	993	complete
Waynesville Avenue Sewer Rehabilitation	Asheville	28806	2047	4/27/18 - 6/29/18	251622	632			construction 40% complete
Royal Pines Drive at Mount Royal Drive	Arden	28704	1000	5/21/18 -6/15/18	247812	631			construction 30% complete
West Skyland Circle Sewer Rehabilitation	Woodfin	28804	520	6/18/18 - 7/20/18	246546	631			Ready for Construction



CONSTRUCTION TOTALS BY DATE COMPLETED - Monthly

From 7/1/2017 to 4/30/2018

	Dig Ups	Emergency Dig Ups	Dig Up ML Ftg	Dig Up SL Ftg	Manhole Repairs	Taps Installed	ROW Ftg	IRS Rehab Ftg *	Const Rehab Ftg *	D-R Rehab Ftg *	Manhole Installs	Bursting Rehab Ftg *	Total Rehab Ftg *
July 2017	34	3	148	1,187	28	28	10,760	0	8	632	11	436	1076
August 2017	41	12	280	1,174	21	31	6,251	0	148	618	8	399	1165
September 2017	36	6	169	685	25	18	688	0	151	741	10	1,001	1893
October 2017	29	6	87	1,184	37	32	60	314	71	18	6	728	1131
November 2017	38	9	301	773	27	39	10,310	0	8	1043	13	428	1479
December 2017	22	9	120	879	31	26	10	0	432	8	6	1,697	2137
January 2018	36	11	131	859	21	19	541	0	194	992	7	0	1186
February 2018	33	17	400	1,033	17	35	240	0	70	402	8	323	795
March 2018	36	14	75	1,017	26	29	600	0	16	2418	14	622	3056
April 2018	28	13	67	1,064	27	30	1,748	0	247	1404	11	286	1937
Grand Totals	333	100	1,777	9,855	260	287	31,208	314	1345	8276	94	5,920	15855

* Used to calculate Total Rehab Footage



PIPELINE MAINTENANCE TOTALS BY DATE COMPLETED - Monthly

July 01, 2017 to April 30, 2018

	Main Line Wash Footage	Service Line Wash Footage	Rod Line Footage	Cleaned Footage	CCTV Footage	Smoke Footage	SL-RAT Footage
2017							
July	98,213	1,440	4,785	102,998	24,704	5,840	3,104
August	96,254	1,640	11,382	107,636	16,351	5,000	12,283
September	101,162	932	10,615	111,777	21,245	2,975	8,303
October	110,273	1,822	4,063	114,336	30,290	9,189	11,470
November	111,848	1,741	9,682	121,530	27,909	4,106	13,927
December	73,143	1,985	5,846	78,989	21,444	2,500	18,487
2018							
January	54,306	2,847	5,488	59,794	26,202	1,100	15,660
February	65,931	2,730	7,335	73,266	28,138	500	6,068
March	77,539	3,991	1,735	79,274	23,245	500	0
April	84,036	1,637	5,685	89,721	24,904	2,300	0
Grand Total:	872,705	20,765	66,616	939,321	244,432	34,010	89,302
Avg Per Month:	87,270	2,077	6,662	93,932	24,443	3,401	8,930



CUSTOMER SERVICE REQUESTS

Monthly - All Crews

CREW	MONTH	JOBS	AVERAGE RESPONSE TIME	AVERAGE TIME SPENT
DAY 1ST RESPONDER				
	July, 2017	93	32	31
	August, 2017	97	27	38
	September, 2017	104	33	50
	October, 2017	107	25	37
	November, 2017	110	23	35
	December, 2017	95	28	30
	January, 2018	137	26	30
	February, 2018	132	22	41
	March, 2018	125	28	41
	April, 2018	119	28	37
		1,119	27	37
NIGHT 1ST RESPONDER				
	July, 2017	16	29	31
	August, 2017	8	16	60
	September, 2017	18	24	40
	October, 2017	20	23	35
	November, 2017	21	11	18
	December, 2017	16	18	33
	January, 2018	30	26	26
	February, 2018	28	32	39
	March, 2018	19	22	23
	April, 2018	21	17	20
		197	23	31
ON-CALL CREW *				
	July, 2017	41	47	31
	August, 2017	31	41	57
	September, 2017	29	36	45
	October, 2017	48	51	35
	November, 2017	45	43	39
	December, 2017	70	50	37

* On-Call Crew Hours: 8:00pm-7:30am Monday-Friday, Weekends, and Holidays



CUSTOMER SERVICE REQUESTS Monthly - All Crews

CREW	MONTH	JOBS	AVERAGE RESPONSE TIME	AVERAGE TIME SPENT
ON-CALL CREW *				
	January, 2018	55	48	32
	February, 2018	53	47	43
	March, 2018	55	56	53
	April, 2018	38	38	37
		465	47	40
Grand Totals:		1,781	32	37

* On-Call Crew Hours: 8:00pm-7:30am Monday-Friday, Weekends, and Holidays

CAPITAL IMPROVEMENT PROGRAM

STATUS REPORT SUMMARY

June 6, 2018

PROJECT	LOCATION OF PROJECT	CONTRACTOR	AWARD DATE	NOTICE TO PROCEED	ESTIMATED COMPLETION DATE	*CONTRACT AMOUNT	*COMPLETION STATUS (WORK)	COMMENTS
ELKWOOD AVENUE	Woodfin	Thomas Construction Company	9/20/2017	11/6/2017	7/13/2018	\$1,215,002.00	60%	Paving is complete on the northern section. Working on the southern section of the project now.
HENDERSONVILLE ROAD @ BLAKE DRIVE	Arden	Terry Brothers Construction Company	12/20/2017	1/2/2018	6/1/2018	\$164,152.00	100%	Complete and in close out.
HENDERSONVILLE ROAD @ PEACHTREE ROAD	Asheville 28803	Terry Brothers Construction Company	8/16/2017	9/25/2017	6/30/2018	\$426,062.00	99%	Working on punch list items.
HENDERSONVILLE ROAD @ ROSSCRAGGON DRIVE, PHASE 2	Arden	Terry Brothers Construction Company	1/17/2018	4/16/2018	9/13/2018	\$1,258,010.80	40%	Pipebursting is complete. Installing 24" bore.
JONESTOWN ROAD	Woodfin	Terry Brothers Construction Company	1/17/2018	2/12/2018	6/30/2018	\$725,002.10	98%	Ready for final inspection.
MOUNTAIN VIEW ROAD	Asheville 28805	Thomas Construction Company	2/21/2018	4/2/2018	7/31/2018	\$490,112.00	45%	Construction is progressing. Excessive rain caused some delays.
PATTON HILL ROAD (4-INCH MAIN)	Swannanoa	Fuller & Company Construction	4/18/2018	5/29/2018	9/25/2018	\$227,415.11	0%	No work yet.
POINT REPAIR CONTRACT NO. 2	Various	Patton Construction Group	7/19/2017	8/14/2017	6/30/2018	\$215,610.00	100%	Contract complete and in close out.
SCHOOL ROAD @ CRANFORD ROAD	Asheville 28806	Fuller & Company Construction	4/18/2018	5/29/2018	9/25/2018	\$116,949.44	0%	Mobilization is anticipated by 6/18/18.
SHEPPARD DRIVE	Asheville 28806	Fuller & Company Construction	4/18/2018	5/29/2018	9/25/2018	\$156,251.79	0%	No work yet.
SOUTH FRENCH BROAD INTERCEPTOR LINING (FY 17-18)	Biltmore Estate	Insituform Technologies	10/18/2017	1/2/2018	6/15/2018	\$1,171,314.00	99%	Work is complete; Reviewing test results on the lining.
SUTTON AVENUE	Black Mountain	Terry Brothers Construction Company	11/15/2017	1/15/2018	6/30/2018	\$1,083,072.68	95%	Waiting on milling / paving, pavement striping and final inspection.
WRF - PLANT HEADWORKS IMPROVEMENTS	Woodfin	Judy Construction Company	1/18/2017	4/3/2017	2/25/2019	\$9,249,442.97	62%	Contractor forming suspended floor slab for the Fine Grit Screening/Pista Grit. Surge pumps are in place. Diversion structure complete except for electrical. 42 of 84 feet of the retaining wall has been poured. North bar screen in operation.

*Updated to reflect approved Change Orders and Time Extensions

Planning & Development Project Status Report

Active Construction Projects Sorted by Work Location and Project Number

June 4, 2018

#	Project Name	Project Number	Work Location	Zip Code	Units	LF	Pre-Construction Conference Date	Comments
1	Dillingham Woods	2014048	Asheville	28805	22	375	3/4/2015	Installing
2	First Baptist Relocation	2015032	Asheville	28801	Comm.	333	7/21/2015	Final Inspection complete, awaiting close-out docs
3	Ascot Point Apartments Phase 3	2015114	Asheville	28803	104	213	9/9/2016	Final Inspection complete, awaiting close-out docs
4	8 Sulphur Springs Road	2015116	Asheville	28806	6	80	11/22/2016	Final Inspection complete, awaiting close-out docs
5	Hampton Inn & Suites	2015144	Asheville	28806	Comm.	286	11/8/2016	Waiting on final inspection
6	Atkins Street	2016009	Asheville	28803	45	903	1/20/2017	Waiting on final inspection
7	88 Southside Avenue	2016015	Asheville	28801	18	400	2/21/2017	Waiting on final inspection
8	Hounds Ear (Mears Ave Cottages)	2016123	Asheville	28806	18	402	8/18/2017	Pre-con held, construction not yet started
9	Lausch Subdivision	2016153	Asheville	28805	4	248	5/16/2017	Waiting on final inspection
10	The Peaks Shopping Center	2016175	Asheville	28805	4	850	5/11/2018	Pre-con held, construction not yet started
11	Hawthorne at Mills Gap	2016222	Asheville	28803	272	442	10/3/2017	Waiting on final inspection
12	Ashecroft	2016229	Asheville	28806	40	2,450	2/20/2018	Installing
13	Grindstaff Subdivision	2016246	Asheville	28805	4	132	6/23/2017	Final Inspection complete, awaiting close-out docs
14	Onteora	2017002	Asheville	28803	6	417	7/18/2017	Waiting on final inspection
15	Gerber Road Storage	2017049	Asheville	28803	Comm.	156	2/9/2018	Waiting on final inspection
16	RADTIP	2017052	Asheville	28801	0	919	2/13/2018	Installing
17	Cedar Street	2017063	Asheville	28803	6	196	2/22/2018	Final Inspection complete, awaiting close-out docs
18	Panda Express	2017080	Asheville	28805	Comm.	100	9/8/2017	Waiting on final inspection
19	605 Fairview Road	2017103	Asheville	28803	10	380	5/18/2018	Pre-con held, construction not yet started
20	42 Old County Home Road	2017109	Asheville	28805	5	198	3/29/2018	Pre-con held, construction not yet started
21	Villa Heights	2017118	Asheville	28806	8	540	2/20/2018	Pre-con held, construction not yet started
22	Westover Hills	2017177	Asheville	28801	1	105	10/6/2017	Final Inspection complete, awaiting close-out docs
23	US 74 Commercial Development	2018010	Asheville	28803	4	265	5/25/2018	Pre-con held, construction not yet started
24	Ingles Smokey Park Highway	2018074	Asheville	28806	1	1,289	4/11/2014	New plans under review
25	West Keesler Avenue	2007176	Black Mountain	28711	6	410	11/15/2016	Final Inspection complete, awaiting close-out docs
26	808 Montreat Road	2015126	Black Mountain	28711	4	371	4/18/2017	Final Inspection complete, awaiting close-out docs
27	Tudor Croft (aka Roberts Farm) Ph.2	2016170	Black Mountain	28711	46	1,320	1/3/2017	Phase 2A inspected, waiting on closeout docs
28	Swannanoa Valley Christian Min.	2017043	Black Mountain	28711	12	195	8/1/2017	Final Inspection complete, awaiting close-out docs
29	Cherokee Trail	2017065	Black Mountain	28711	4	90	8/18/2017	Final Inspection complete, awaiting close-out docs
30	Peregrine's Ridge	2006160	Buncombe Co.	28730	14	635	11/8/2016	Final Inspection complete, awaiting close-out docs
31	Hyde Park Phase 2	2013058	Buncombe Co.	28704	14	500	12/3/2013	Waiting on final inspection
32	Creekside Cottages	2014095	Buncombe Co.	28704	7	504	3/12/2015	Waiting on final inspection
33	Glenn Bridge Road	2014157	Buncombe Co.	28704	30	1,400	1/20/2017	Waiting on final inspection
34	Avondale Subdivision	2015052	Buncombe Co.	28803	4	215	4/7/2017	Final Inspection complete, awaiting close-out docs
35	Greymont Apartments	2015108	Buncombe Co.	28806	312	3,193	5/17/2016	Final Inspection complete, awaiting close-out docs
36	Liberty Oaks Ph. 1A	2015157	Buncombe Co.	28715	125	705	1/17/2017	Final Inspection complete, awaiting close-out docs
37	Bee Tree Village	2015158	Buncombe Co.	28778	26	1,118	3/17/2017	Waiting on final inspection
38	Skyland Exchange	2015217	Buncombe Co.	28704	292	1,090	2/7/2017	Waiting on final inspection
39	Newbridge Pkwy Apts. Phase II	2016013	Buncombe Co.	28804	154	1,368	10/27/2017	Waiting on testing
40	Weatherwood Subdivision	2016034	Buncombe Co.	28704	19	785	7/21/2017	Installing
41	Long Shoals Apts.	2016070	Buncombe Co.	28704	475	930	7/10/2017	Waiting on final inspection
42	Perry Lane Apartments	2016075	Buncombe Co.	28704	120	710	11/7/2017	Waiting on final inspection
43	The Preserve at Avery's Creek	2016089	Buncombe Co.	28704	141	4,000	6/16/2017	Waiting on final inspection
44	New Salem Heights	2016192	Buncombe Co.	28778	25	816	2/13/2018	Installing
45	Biltmore Lake Block I, Phase 3	2016234	Buncombe Co.	28803	23	1,887	5/23/2017	Waiting on final inspection
46	The Ramble Block F, Phase 1	2017038	Buncombe Co.	28803	34	3,845	11/3/2017	Testing
47	South Cliff Village	2017041	Buncombe Co.	28730	34	1,345	9/1/2017	Waiting on final inspection
48	Curry Court - Habitat	2017086	Buncombe Co.	28715	12	557	4/13/2018	Waiting on testing
49	240 Old Farm School Road	2017112	Buncombe Co.	28805	4	340	2/9/2018	Punchlist pending, awaiting closeout documents
50	Baldwin Road Subdivision	2017138	Buncombe Co.	28704	68	1,740	3/28/2018	Testing
51	NCDOT I-5504 NC 191/I-26 Interchange	2016132	Buncombe Co.	28806	0	355	10/23/2017	Installing
52	Rosscraggon Road Subdivision	2018048	Buncombe Co.	28704	4	370	4/20/2018	Installing
53	Greenwood Park Phase 1	2014067	Weaverville	28787	7	283	9/1/2015	Final Inspection complete, awaiting close-out docs
54	New Homes at North Main (Crittter)	2016052	Weaverville	28787	54	1,808	2/10/2017	Final Inspection complete, awaiting close-out docs
55	Starview Heights	2016184	Weaverville	28787	16	Private	1/12/2018	Installing
56	Maple Trace Phase 3	2016245	Weaverville	28787	24	1,260	5/2/2017	Final Inspection complete, awaiting close-out docs
57	Wheeler Road	2017019	Weaverville	28787	72	1,535	3/28/2018	Testing
58	Mattera Subdivision	2017023	Weaverville	28787	6	264	11/3/2017	Final Inspection complete, awaiting close-out docs
59	Lake Louise	2017104	Weaverville	28787	4	80	12/15/2017	Waiting on final inspection
60	44 Central Ave	2017107	Weaverville	28787	7	275	10/27/2017	Testing
61	Lakeshore Drive	2017137	Weaverville	28787	4	70	10/27/2017	Final Inspection complete, awaiting close-out docs
62	Maple Trace Phase 2	2017160	Weaverville	28787	37	2,560	3/27/2018	Installing
63	Crest Mountain Phase 3B	2013041	Woodfin	28806	69	1,329	10/15/2013	Punchlist pending, awaiting closeout documents
64	Reese & Jan Lasher (High Hopes)	2015152	Woodfin	28806	14	320	4/26/2016	Final Inspection complete, awaiting close-out docs
65	Ventana Phase 2A	2016059	Woodfin	28806	8	900	2/17/2017	Final Inspection complete, awaiting close-out docs
66	Olivette Development-Phase 1 Gravity	2016065	Woodfin	28804	356	1,155	3/29/2018	Installing
67	West Skyland Circle	2016083	Woodfin	28806	4	280	8/15/2017	Final Inspection complete, awaiting close-out docs
68	Skyfin	2016205	Woodfin	28806	40	978	8/8/2017	Waiting on final inspection
69	Olivette Pump Station/Force Main	2016213	Woodfin	28804	356	1,740	2/27/2018	Pump station not started, Pilot bore under river
70	88 North Merrimon Avenue	2017196	Woodfin	28804	Comm.	455	5/11/2018	Pre-con held, construction not yet started
71	Greenwood Fields Phase 2	2018006	Woodfin	28804	158	2,200	3/9/2018	Waiting on final inspection
			TOTAL		3,801	59,590		